

TECHNICAL MANUAL

**DIRECT AND GENERAL SUPPORT MAINTENANCE REPAIR PARTS AND
SPECIAL TOOLS LISTS (INCLUDING DEPOT MAINTENANCE REPAIR
PARTS AND SPECIAL TOOLS)**

COMPRESSOR, RECIPROCATING, AIR: GASOLINE ENGINE DRIVEN;

15 CFM; 175 PSI; RECEIVER MOUNTED

(CHAMPION PNEUMATIC MODEL OEG-458-ENG-1) FSN 4310-861-9818;

RECEIVER MOUNTED (CHAMPION PNEUMATIC MODEL OEG-458-ENG-2)

FSN 4310-075-5251;

RECEIVER MOUNTED (CHAMPION PNEUMATIC MODEL OEG-458-ENG-3)

FSN 4310-965-1197;

BASE MOUNTED FOR MOUNTING ON ORD. TRAILER, WINTERIZED

(CHAMPION PNEUMATIC MODEL BMW-452-ENG) FSN 4310-861-9819;

BASE MOUNTED, WINTERIZED (CHAMPION PNEUMATIC MODEL

BMW-452-ENG-1) FSN 4310-088-5342

HEADQUARTERS, DEPARTMENT OF THE ARMY

JULY 1972

Technical Manual }
No. 5-4310-227-34P }

HEADQUARTERS
DEPARTMENT OF THE ARMY
Washington, D. C., 11 July 1972

**DIRECT AND GENERAL SUPPORT MAINTENANCE REPAIR PARTS
AND SPECIAL TOOLS LIST
(INCLUDING DEPOT MAINTENANCE REPAIR PARTS AND
SPECIAL TOOLS)**

**COMPRESSOR/ RECIPROCATING, AIR: GASOLINE ENGINE DRIVEN; 15 CFM;
175 PSI; RECEIVER MOUNTED (CHAMPION PNEUMATIC MODEL OEG-458-ENG-1)
FSN 4310-861-9818; RECEIVER MOUNTED (CHAMPION PNEUMATIC MODEL OEG-
458-ENG-2) FSN 4310-075-5251; RECEIVER MOUNTED (CHAMPION PNEUMATIC
MODEL OEG-458-ENG-3) FSN 4310-965-1197; BASE MOUNTED FOR MOUNTING ON
ORD. TRAILER, WINTERIZED (CHAMPION PNEUMATIC MODEL BMW-452-ENG) FSN
4310-861-9819; BASE MOUNTED, WINTERIZED (CHAMPION PNEUMATIC MODEL
BMW-452-ENG-1) FSN 4310-088-5342**

Current as of 20 June 1972

	Page	Illus Figure
Section I. INTRODUCTION	iii	
II. REPAIR PARTS LIST		
Group 01. Flywheel, Pulley, Guard and Belt	1	
Flywheel, Pulley, guard and belt		1
02. Fuel Tank, Lines and Fittings	3	
Fuel tank	2	
Fuel tank	3	
Fuel tank, lines and fittings	4	
Fuel filter assembly	5	
03. Air Cleaner, Battery Frame, Lead and Muffler	5	
Air cleaner	6	
Muffler and bracket	7	
Battery frame, lead and muffler.....	8	
04. Engine Assembly....	7	
Magneto	9	
Magneto cap, temperature switch and condenser	10	
Carburetor and fuel pump...	11	
Generator belt guard	12	
Generator	13	
Generator regulator	14	
Generator and regulator..	15	
Starter	16	
Starter and mounting hardware	17	
Starter	18	
Control panel	19	
Throttle control	20	

***This manual together with TM 5-4310-227-20P, 11 July 1972 supersedes TM 5-4310-227-25P,
10 January 1967, including changes.**

	Page	Illus Figure
Cylinder head pulley	21	
Pulley, flywheel and air shroud	22	
Piston, connecting rod and crankshaft	23	
Crankcase, camshaft and valves	24	
Oil pump	25	
05. Idling Device, Governor Body and Spindle	36	
Idling device	26	
Governor body and spindle	27	
06. Air Compressor Assembly..	39	
Muffler Filter	28	
Manifolds, tubes, and fittings..	29	
Compressor crankcase	30	
Crankshaft, pistons and connecting rods	31	
Outlet low pressure and hi-pressure valves	32	
Inlet low pressure and hi-pressure valves	33	
07. Air Receiver Tank, Lines and Fittings	47	
Hoses and chucks	34	
Air receiver tank	35	
Air receiver tank	36	
Unloader valve	37	
08. Frame and Housing	52	
Frame and fuel filter fittings..	38	
Base and battery frame....	39	
Housing	40	
Section III. SPECIAL TOOLS, TEST AND SUPPORT EQUIPMENT (Not Applicable)		
IV. FEDERAL STOCK NUMBER AND REFERENCE NUMBER INDEX	96	

SECTION I.
INTRODUCTION

1. Scope

a. This manual lists repair parts, special tools, test and support equipment required for the performance of direct support, general support, and depot maintenance of the air compressor.

b. Repair parts listed represent those authorized for use at indicated maintenance levels and will be requisitioned on an "as required" basis until stockage is justified by demand in accordance with AR 710-2.

2. General

This repair parts and special tools list is divided into the following sections:

a. **Repair Parts - Section II.** A list, in figure and item number sequence, of repair parts authorized for the performance of maintenance at the direct support, general support, and depot level, including those items which must be removed for replacement of the authorized item. Items, except kits and sets, are listed by assembly group sequence. Repair parts kits and sets are listed separately at the end of the assembly group to which they belong. Components of the kits and sets are listed in their proper sequence in the assembly group to which they belong and are referenced to the FSN of the kit or set.

b. **Special Tools, Test and Support Equipment - Section III.** A list of special tools, test and support equipment authorized for the performance of maintenance at the direct support, general support, and depot level. (Not applicable)

c. **Federal Stock Number and Reference Number Index - Section IV.** A list of Federal stock numbers in ascending numerical sequence followed by a list of reference numbers in ascending alphanumeric sequence, cross-referenced to the illustration figure number and item number.

3. Explanation of Columns

The following provides an explanation of

columns in the tabular lists in Sections II and III:

a. **Source, Maintenance, and Recoverability Code (SMR).**

(1) **Source code.** Indicates the source for the listed items. Source codes are:

Code	Explanation
P	Repair parts, special tools, and test equipment supplied from GSA/DSA, or Army supply system, and authorized for use at indicated maintenance levels.
P2	Repair parts, special tools, and test equipment which are procured and stocked for insurance purposes because combat or military essentiality of the end item dictates that a minimum quantity be available in the supply system.
M	Repair parts, special tools, and test equipment which are not procured or stocked, as such, in the supply system but are to be manufactured at indicated maintenance levels.
A	Assemblies which are not procured or stocked as such, but are made up of two or more units. Such component units carry individual stock numbers and descriptions, are procured and stocked separately and can be assembled to form the required assembly at indicated maintenance levels.
X	Parts and assemblies that are not procured or stocked because the failure rate is normally below that of the applicable end item or component. The failure of such part or assembly should result in retirement of the end item from the supply system.
X1	Repair parts which are not procured or stocked. The requirement for such items will be filled by the next higher assembly or component.
x2	Repair parts, special tools, and test equipment which are not stocked and have no foreseen mortality. The indicated maintenance level requiring such repair parts will attempt to obtain the parts through cannibalization or salvage, if not obtainable through cannibalization or salvage, the item may be requisitioned with exception data, from the end item manager, for immediate use.
G	Major assemblies that are procured with PEMA funds for initial issue only as exchange assemblies at DSU and GSU level. These assemblies will not be "stocked above the DS and GS level or returned to depot supply level.

NOTE

Cannibalization or salvage may be used as a source of supply for any items source coded above except those coded X1 and aircraft support items as restricted by AR 700-42.

(2) *Maintenance code.* Indicates the lowest level of Maintenance authorized to install the listed item. Repair parts and special tools assigned maintenance code "C" may be stocked at the operator level of maintenance when authorized by the unit commander. The maintenance level codes are:

<i>Code</i>	<i>Explanation</i>
C	Operator/crew maintenance
O	Organizational maintenance
F	Direct Support maintenance
H	General Support maintenance
D	Depot maintenance

(3) *Recoverability code.* Indicates whether unserviceable items should be returned for recovery or salvage. Items not coded are expendable. Recoverability codes are:

<i>Code</i>	<i>Explanation</i>
R	Applied to repair parts (assemblies and components), special tools and test equipment which are considered economically repairable at direct and general support maintenance levels. When the item is no longer economically repairable, it is normally disposed of at the GS level. When supply consideration dictate, some of the repair parts may be listed for automatic return to supply for depot level repair as set forth in AR 710-50. When so listed, they will be replaced by supply on an exchange basis.
S	Repair parts, special tools, test equipment and assemblies which are economically repairable at DSU and GSU activities and which normally are furnished by supply on an exchange basis. When items are determined by a GSU to be uneconomically repairable, they will be evacuated to a depot for evaluation and analysis before final disposition.
T	Higher dollar value recoverable repair parts, special tools and test equipment which are subject to special handling and are issued on an exchange basis. Such items will be evacuated to the depot for overhaul or final disposition. Communication-Electronics and missile support items will be repaired/overhauled only at depots.
u	Repair parts, tools, and test equipment specifically selected for salvage by reclamation units because of precious metal content, critical materials, high dollar value or reusable casings or castings.

b. Federal Stock Number. This column indicates the Federal stock number assigned to the item and will be used for requisitioning purposes.

c. Description. This column indicates the Federal item name and a minimum characteristic description required to describe

the item. Assembly components and sub-assemblies are indented under major assemblies. The abbreviation "w/e" when used as a part of the nomenclature indicates the Federal stock number includes all armament, equipment, accessories, and repair parts issued with the item. A part number or other reference number is followed by the applicable five-digit Federal supply code for manufacturers in parenthesis. Repair part quantities included in kits and sets are shown in front of the repair part name. Material required for manufacture or fabrication is identified.

d. Unit of Measure (U/M). A two-character alphabetic abbreviation indicating the amount or quantity of the item, as used, upon which the allowances are based, e.g., ft, ea, pr, etc.

e. Quantity Incorporated in Unit. This column indicates the quantity of the item used in the assembly group. A "V" appearing in this column in lieu of a quantity indicates that a definite quantity cannot be indicated (e.g., shims, spacers, etc.).

f. 30-Day DS/GS Maintenance Allowance. Items authorized for use as required but not for initial stockage are identified with an asterisk in the allowance column.

g. Depot Maintenance Allowance Per 100 Equipments. Items authorized for use as required but not for initial stockage are identified with an asterisk in the allowance column.

h. Illustration. This column is divided as follows:

(1) *Figure number.* Indicates the figure number of the illustration on which the item is shown.

(2) *Item number.* Indicates the callout number used to reference the item in the illustration.

4. Special Information

a. Identifications of the useable on codes included in the description column of this publication are:

<i>Code</i>	<i>Used on</i>
A	Model BMW-452-ENG
B	Model BMW-452-ENG-1
C	Model OEG-458-ENG-1
D	Model OEG-458-ENG-2
E	Model OEG-458-ENG-3

b. Parts which require manufacture or

assembly at a level higher than that authorized for installation will indicate in the source column the higher level.

c. The following publications pertain to the air compressor and its components:

LO 5-2805-203-12	Lubrication Order
LO 5-4310-227-15	Lubrication Order
TM 5-2805-203-14	Organizational, DS and GS Maintenance Manual
TM 5-2805-203-24P	Organizational, DS and GS Repair Parts and Special Tools List
TM 5-4310-227-15	Organizational, DS, GS, and Depot Maintenance Manual

5. How to Locate Repair Parts

a. When Federal stock number, reference number, or part number is unknown:

(1) Using the table of contents, determine the assembly group within which the repair part belongs. This is necessary since illustrations are prepared for assembly groups, and listings are divided into the same groups.

(2) Find the illustration covering the assembly group to which the repair part belongs.

(3) Identify the repair part on the illustration and note the illustration figure number and item number of the repair part.

(4) Using the repair parts listing, find the assembly group to which the repair part belongs and locate the illustration figure and item number noted on the illustration.

b. When the Federal stock number, reference number, or part number is known:

(1) Using the Index of Federal Stock Numbers, Reference Numbers, and/or Part Numbers find the pertinent Federal stock number, reference number, and/or part number. This index is in ascending FSN sequence followed by a list of reference numbers or part numbers in ascending alpha-numeric sequence, cross-referenced to the illustration figure number and item number.

(2) Using the repair parts listing, find the assembly group of the repair part and the illustration figure number and item number referenced in the Index of Federal Stock Numbers, Reference Numbers, or Part Numbers.

c. When the Federal stock number, ref-

erence number, or part number is known and the repair part is not illustrated:

(1) Using the Index of Federal Stock Numbers, Reference Numbers, or Part Numbers find the pertinent Federal stock number, reference number, or part number. Parts which are not illustrated will reference to a figure number but will not show an item number. This section is in ascending FSN sequence followed by a list of reference numbers or part numbers in alpha-numeric sequence, cross-referenced to the figures.

(2) Using the Table of Contents, locate the figure number and page number.

(3) Using the applicable figure and page number, locate the pertinent FSN, reference number, or part number in the repair parts listing.

6. Abbreviations

<i>Abbreviation</i>	<i>Explanation</i>
AWG	American Wire Gage
cl	coil
dia	diameter
ea	each
ft	foot (feet)
gl	gallon (s)
id	inside diameter
in	inch (es)
lh	left hand
lg	long (length)
mtg	mounting
no	number
od	outside diameter
rh	right hand
sh	sheet (s)
tad	thread (s) (cd)
thk	thick (ness)
w	wide (width)
w/	with

7. Federal Supply Codes for Manufacturers

<i>Code</i>	<i>Manufacturer</i>
00000	Ordnance Corps
00779	Amp. Inc.
04255	Weatherhead Co., The
08070	True-Flate Div.
08288	Military Standards
09367	Allis-Chalmers Mfg. Co.
10137	Szemco Inc.
11568	Champion Pneumatic Machinery Co.
14959	Crane Co.
19728	Prestolite Co., The
25472	Goodrich, B.F. Co., The
26403	Grinnell Co., Inc.
30327	Imperial-Eastman Corp.
30399	Independent Lock Co.
48816	Pressed Steel Tank Co.
57733	Stewart-Warner Corp.

<i>Code</i>	<i>Manufacturer</i>
60038	Timken Roller Bearing Co.
65705	Electric Storage Battery Co., Wisco Div.
66289	Wisconsin Motor Corp.
70903	Belden Corp.
71176	Browning Mfg Co., Inc.
71342	Cash, A.W. Valve Mfg Corp.
72850	Bendix Corp., The
74400	Hobbs, John W. Corp.
75336	Kingston, F.C. Co.
76700	Nelson Muffler Corp.
78940	United Air Cleaner
79136	Waldes Kohinoor, Inc.
79470	Weatherhead Co., The
79807	Wrought Washer Mfg Co.
79870	York Hoover Body Corp.
79960	Bendix Corp, The
80749	United Specialties Co.
81336	Chief of Engineers
81348	Federal Spec., GSA
81349	Military Spec., DSA
82796	Fairbanks Morse Co.
83179	Joy Mfg Co.
84513	Ferry Cap and Setscrew Co.
86285	Cornell, E.H. Co.
86823	Roth, Roy E. Co.

<i>Code</i>	<i>Manufacturer</i>
87005	Madden Brass Products Co.
87764	Universal Screw and Bolt Co.
91340	Met-Pro Water Treatment Corp.
91895	Marshall Brass Co.
92976	Kaddis, A.G. Screw Products, Inc.
94894	Milton Mfg Co., Inc.
96906	Military Standard
97403	Army Engineer R & D Lab.

8. Recommendations for Maintenance

Publications Improvements

Report of errors, omissions, and recommendations for improving this publication by the individual user is encouraged. Reports should be submitted on DA Form 2028 (Recommended Changes to Publications), and forwarded direct to Commanding General, U.S. Army Mobility Equipment Command, ATTN: AMSME-MPP, 4300 Goodfellow Boulevard, St. Louis, Missouri 63120.

TMS-4310-227-34P		(3)	(4)	(5)	(6)			(7)			(8)	(9)	(10)		
(1)	(2)	DESCRIPTION	USABLE	UNIT	QTY	30-DAY DS MAINT ALLOWANCE			30-DAY GS MAINT ALLOWANCE			1-YR	DEPOT	ILLUS-TRATION	
SMR CODE	FEDERAL STOCK NUMBER	REF NUMBER & MFR CODE	ON CODE	OF MEAS	IN UNIT	(A)	(B)	(C)	(A)	(B)	(C)	ALW PER 100 EQUIP CNTGY	ALW PER 100 EQUIP	FIG NO	ITEM NO
		SECTION II - REPAIR PARTS FOR DS, GS AND DEPOT MAINTENANCE				1-20	21-50	51-100	1-20	21-50	51-100				
		GROUP 01 - FLYWHEEL, PULLEY, GUARD AND BELTS													
X20		GUARD, BELT M428 (11568)	BCD	EA	1									1	1
X20		GUARD, BELT Z271-1 (11568)	E	EA	1									1	1
X20		BRACKET, BELT GUARD: GUARD TO HEAD M428-3 (11568)	CD	EA	1									1	2
X20		BRACKET, BELT GUARD: GUARD TO HEAD Z247-3 (11568)	E	EA	1									1	2
P O	5310-732-0559	NUT, PLAIN, HEXAGON: BELT GUARD TO BRACKET	C	EA	1	*	*	*	*	*	*	*	*	1	3
X20		PULLEY, GROOVE: COMPRESSOR DRIVE 31-2X11-8VA (11568)	ABC	EA	1									1	
X20		PULLEY, GROOVE: COMPRESSOR DRIVE 3-1-2X1-1-8-2UA (11568)	D	EA	1									1	
X20		PULLEY GROOVE: COMPRESSOR DRIVE Z272 (11568)	E	EA	1									1	
P O	5305-068-0502	SCREW, CAP, HEXAGON HEAD: SLEEVE AND BUSHING MTC MS35295-6 (96906)	ABC	EA	2	*	*	*	*	*	*	*	*	1	4
X20		SCREW, CAP, HEXAGON HEAD: BUSHING TO PULLEY 1-2X3-4CS (11568)	E	EA	2									1	4
X1		SHEAVE ZAK34H (71176)	ABC	EA	1									1	5
X1		SHEAVE M722 (11568)	E	EA	1									1	5
X1		BUSHING H118X1-4X1-8KS (71176)	AC	EA	1									1	6
X1		BUSHING H118X1-4X1-8K (71176)	B	EA	1									1	6
X1		BUSHING M721 (11568)	E	EA	1									1	6
X20		FLYWHEEL, COMPRESSOR DRIVE RE4-7VG (11568)	EA	EA	1									1	7
P O	3030-854-7351	BELTS, V. DRIVE 4L710-2(25472) (MATCH SET)	EA	EA	1	*	*	*	*	*	*	*	*	1	8
X20		NUT, PLAIN, HEXAGON: COMPRESSOR FLYWHEEL 1-2-13NC (87764)	EA	EA	1									1	9
P O	5310-266-0385	NUT, PLAIN, HEXAGON: BELT GUARD BRACKET TO BASE	C	EA	2	*	*	*	*	*	*	*	*	1	10
P O	5310-723-4458	NUT, PLAIN, HEXAGON: GUARD BRACKET TO BASE 1-4-20N (87764)	E	EA	1	*	*	*	*	*	*	*	*	1	10
P O	5310-209-0786	WASHER, LOCK: BELT GUARD BRACKET TO BASE	C	EA	2	*	*	*	*	*	*	*	*	1	11
P O	5310-209-0786	WASHER, LOCK: GUARD TO BASE 1-4ETL (79807)	E	EA	1	*	*	*	*	*	*	*	*	1	11
P O	5310-809-4058	WASHER, FLAT: BELT GUARD BRACKET TO BASE	C	EA	2	*	*	*	*	*	*	*	*	1	12

TMS-4310-227-34P		(3)	(4)	(5)	(6)			(7)			(8)	(9)	(10)	
(1)	(2)				30-DAY DS MAINT ALLOWANCE			30-DAY GS MAINT ALLOWANCE			1-YR ALW PER 100 EQUIP CNTGY	DEPOT MAINT ALW PER 100 EQUIP	ILLUS-TRATION (A)	ITEM (B)
SMR CODE	FEDERAL STOCK NUMBER	DESCRIPTION	USABLE ON CODE	UNIT OF MEAS	QTY INC IN UNIT	(A)	(B)	(C)	(A)	(B)	(C)	EQUIP PER 100	FIG NO	ITEM NO
P O	5310-167-0835	WASHER, FLAT: GUARD BRACKET TO BASE 1-4FW (79807)	E	EA	1	*	*	*	*	*	*	*	1	12
P O	5305-225-3839	SCREW, CAP, HEXAGON HEAD: BELT GUARD BRACKET TO BASE	C	EA	1	*	*	*	*	*	*	*	1	13
X20		SCREW, CAP, HEXAGON HEAD: BELT GUARD BRACKET TO BASE 1-4X3-4CS (87764)	E	EA	1								1	13
P O	5310-880-7744	NUT, PLAIN, HEXAGON: BELT GUARD TO BRACKET MS35690-505 (96906)	C	EA	3	*	*	*	*	*	*	*	1	14
P O	5310-880-7744	NUT, PLAIN, HEXAGON: BELT GUARD TO BRACKET MS35690-505 (96906)	D	EA	2	*	*	*	*	*	*	*	1	14
P O	5310-880-7744	NUT, HEXAGON: BRACKET TO GUARD 5-16-18N (87764)	E	EA	3	*	*	*	*	*	*	*	1	14
P O	5310-209-0786	WASHER, LOCK: BELT GUARD TO BRACKET	C	EA	3	*	*	*	*	*	*	*	1	15
X20		WASHER, LOCK: BELT GUARD TO BRACKET 1-4LW (79807)	D	EA	2								1	15
P O	5310-514-6674	WASHER, LOCK: BRACKET TO GUARD 5-16ETL (79807)	E	EA	3	*	*	*	*	*	*	*	1	15
P O	5310-318-3257	WASHER, FLAT: BELT GUARD TO BRACKET	C	EA	3	*	*	*	*	*	*	*	1	16
X20		WASHER, FLAT: BELT GUARD TO BRACKET 1-4W (79807)	D	EA	3								1	16
P O	5310-081-4219	WASHER, FLAT: BRACKET TO GUARD 5-16W (79807)	E	EA	3	*	*	*	*	*	*	*	1	16
X20		BRACKET, BELT GUARD: GUARD TO BASE M428-1 (11568)	C	EA	2								1	17
X20		BRACKET, BELT GUARD: TO HEAD M428-1 (11568)	D	EA	2								1	17
X20		BRACKET, BELT GUARD: GUARD TO BASE Z247-2 (11568)	E	EA	1								1	17
P O	5305-225-8499	SCREW, CAP, HEXAGON: BELT GUARD MTG	C	EA	2	*	*	*	*	*	*	*	1	18
X20		BOLT, MACHINE: BELT GUARD MTG 1-4-20X3-4CS (87764)	D	EA	2								1	18
X20		BOLT, MACHINE: COMPRESSOR FLYWHEEL RE4-105 (11568)		EA	1								1	19
X20		KEY, MACHINE: COMPRESSOR FLYWHEEL MOUNTING SE5-8 (11568)		EA	1								1	20
P O	5315-065-6797	KEY, MACHINE: COMPRESSION DRIVE PULLEY 1-4X1-4X1-1-2X (11568)	ABCD	EA	1	*	*	*	*	*	*	*	1	21
X20		BRACKET: BELT GUARD Z247-2 (11568)	B	EA	1								1	
X20		BRACKET: BELT GUARD Z247-3 (11568)	B	EA	1								1	
X20		BRACKET, BELT GUARD Z247-4 (11568)	B	EA	1								1	
X20		BRACKET, BELT GUARD: GUARD TO ENGINE Z247-5 (11568)	E	EA	1								1	
X20		BOLT, MACHINE: GUARD MTG 5-16-18X3-4CS (87764)	B	EA	2								1	
X20		SCREW, CAP, HEXAGON HEAD: GUARD AND SHIELD TO ENGINE 3-8X3-4CS (11568)	E	EA	6								1	

SMR CODE	FEDERAL STOCK NUMBER	DESCRIPTION REF NUMBER & MFR CODE	USABLE ON CODE	UNIT OF MEAS	QTY INC IN UNIT	(6) 30-DAY DS MAINT ALLOWANCE			(7) 30-DAY GS MAINT ALLOWANCE			(8) 1-YR ALW PER 100 EQUIP CNTGY	(9) DEPOT MAINT ALW PER 100 EQUIP	(10) ILLUS- TRATION		
						(A)	(B)	(C)	(A)	(B)	(C)			FIG NO	ITEM NO	
P O	5305-724-5896	SETScrew: PULLEY 5-16-18X5-16SS (84513)	D	EA		*	*	*	*	*	*	*			1	
X20		SHIELD: ENGINE Z271-2 (11568)	E	EA	1										1	
X20		NUT, FLAIN, HEXAGON: GUARD MTG SCREW 5-16N (87764)	B	EA	3										1	
X20		WASHER, LOCK: GUARD MTG SCREW 5-16ETL (79807)	B	EA	3										1	
X20		WASHER, FLAT: GUARD MTG SCREW 5-16W (79807)	B	EA	3										1	
		GROUP 02 - FUEL TANK, LINES AND FITTINGS														
X20		TANK ASSEMBLY, FUEL Z258 (11568)	AB	EA	1										2	
P O	2910-705-7814	CAP AND CHAIN, FUEL TANK Z257-2 (11568)	AB	EA	1	*	*	*	*	*	*	*	*	*	2	1
X20		STRAINER ASSEMBLY, FUEL TANK Z257-4 (11568)	AB	EA	1										2	2
M O	2910-992-6370	GASKET: CAP Z257-3 (11568) MANUFACTURE FROM:	AB	EA	1										2	3
P O	5330-298-5674	CORK, SHEET, 3 IN. X 3 IN. REQUIRED HHCS76CLASS3 (81348)				*	*	*	*	*	*				2	
X1		TANK: FUEL Z258-1 (11568)	AB	EA	1										2	4
P O	4730-187-4200	PLUG, PIPE: FUEL TANK DRAIN 1-8PP (11568)	AB	EA	1	*	*	*	*	*	*	*	*	*	2	5
P O	2910-980-0145	SENDER, FUEL D385B (57733)	AB	EA	1	*	*	*	*	*	*	*	*	*	2	6
X1		GASKET: FUEL SENDER Z258-5 (57733)	AB	EA	1										2	7
X20		WASHER, LOCK: FUEL SENDER WIRE N08W (87764)	A	EA	1										2	8
X20		WASHER, LOCK: WIRE MTG SCREW N38W (87764)	B	EA	1										2	8
X20		SCREW, MACHINE: WIRE MTG 8-32X5-8RHM (87764)	B	EA	1										2	9
X20		SCREW, MACHINE: WIRE MTG 8-32X5-8RHMS (87764)	B	EA	1										2	9
X20		SCREW, MACHINE: FUEL SENDER MTG 8-32X3-8RHM (87764)	AB	EA	5										2	10
X20		WASHER, LOCK: FUEL SENDER MTG 8ETL (79807)	A	EA	5										2	11
X20		WASHER, LOCK: FUEL SENDER MTG SCREW 8FTL (79807)	B	EA	5										2	11
X20		WASHER, FLAT: FUEL TANK STRAP 5-16W (79807)	AC	EA	2										2	12
X20		WASHER, LOCK: FUEL TANK STRAP 5-16ETL (79807)	A	EA	2										2	13
X20		WASHER, LOCK: FUEL TANK STRAP MTG 5-16ETL (79807)	AB	EA	8										2	13

SMR CODE	FEDERAL STOCK NUMBER	DESCRIPTION REF NUMBER & MFR CODE	USABLE ON CODE	UNIT OF MEAS	QTY INC IN UNIT	(6) 30-DAY DS MAINT ALLOWANCE			(7) 30-DAY GS MAINT ALLOWANCE			(8) 1-YR ALW PER 100 EQUIP CNTGY	(9) DEPOT MAINT ALW PER 100 EQUIP	(10) ILLUS- TRATION	
						(A)	(B)	(C)	(A)	(B)	(C)	FIG NO	ITEM NO		
X20		NUT, PLAIN, HEXAGON: FUEL TANK STRAP MTG 5-16-18N (87764)	AB	EA	6	1-20	21-50	51-100	1-20	21-50	51-100			2	14
X20		STRAP ASSEMBLY: FUEL TANK Z258-3 (11568)	AB	EA	2									2	15
X20		WEBBING: FUEL TANK STRAP Z258-4 (11568)	AB	EA	2									2	16
X20		RIVET: WEBBING MTG 1-8X-16R (11568)	A	EA	10									2	17
X20		RIVET: FUEL TANK STRAP WEBBING 1-8X5-16R (11568)	B	EA	10									2	17
X20		BOLT, MACHINE: FUEL TANK STRAP MTG 5-16-18X5-8CS (87764)	AB	EA	4									2	18
X20		BOLT, MACHINE: FUEL TANK STRAP 5-16-18X1CS (87764)	AB	EA	2									2	19
P O	4730-288-9930	ADAPTER, STRAIGHT, PIPE TO TUBE: FUEL TANK 620DX4 (79470)	AB	EA	1	*	*	*	*	*	*	*	*	2	20
X20		TANK ASSEMBLY, FUEL WE37-11S1 (66289)	C	EA	1									3	
P O	2910-846-0943	CAP, FUEL TANK PC118 (66289)	CD	EA	1	*	*	*	*	*	*	*	*	3	1
X20		RING, RETAINING: STRAINER PK127A (66289)	CD	EA	1									3	2
P O	5310-814-5973	WASHER, FLAT: FUEL TANK STRAINER PH482 (66289)	C	EA	1	*	*	*	*	*	*	*	*	3	3
X20		STRAINER, ELEMENT FUEL TANK RD127C (66289)	CD	EA	1									3	4
X20		TANK, FUEL: W/CAP WE37H (66289)	C	EA	1									3	5
X20		TANK, FUEL: W/CAP WE37HS1 (66289)	D	EA	1									3	5
P O	4730-278-3721	NIPPLE, PIPE: TANK TO STRAINER 3325X2 (79470)	CD	EA	1	*	*	*	*	*	*	*	*	3	6
M O		TUBE ASSEMBLY, METAL: FUEL STRAINER TO CARBURETOR RM980 (66289) MANUFACTURE FROM:	CD	EA	1									3	7
P O	4730-011-6452	NUT, TUBE COUPLING				*	*	*	*	*	*	*	*	3	
P O	4710-277-5525	TUBE, COPPER, 24 IN. REQUIRED				*	*	*	*	*	*	*	*	3	
P O	5305-988-1729	SCREW, MACHINE: FUEL TANK STRAP MTG XA74 (66289)	CD	EA	2	*	*	*	*	*	*	*	*	3	8
X20		STRAP, GAS TANK PG544 (66289)	CD	EA	2									3	9
P O	5310-582-2965	WASHER, LOCK: FUEL TANK STRAP PE3 (66289)	CD	EA	2	*	*	*	*	*	*	*	*	3	10
P O	5310-011-4378	NUT, PLAIN, HEXAGON: FUEL TANK STRAP MTG PD77 (66289)	CD	EA	2	*	*	*	*	*	*	*	*	3	11
P O	5305-269-3211	SCREW, CAP, HEXAGON HEAD: TANK BRACKET MTG XS27 (66289)	CD	EA	2	*	*	*	*	*	*	*	*	3	12
P O	5310-194-0021	WASHER, LOCK: BRACKET TO CRANKCASE PE5 (66289)	CD	EA	2	*	*	*	*	*	*	*	*	3	13

SMR CODE	FEDERAL STOCK NUMBER	DESCRIPTION	USABLE ON CODE	UNIT OF MEAS	QTY INC IN UNIT	(6) 30-DAY DS MAINT ALLOWANCE			(7) 30-DAY GS MAINT ALLOWANCE			(8) 1-YR ALW PER 100 EQUIP CNTGY	(9) DEPOT MAINT ALW PER 100 EQUIP	(10) ILLUS-TRATION	
						(A)	(B)	(C)	(A)	(B)	(C)			(A)	(B)
X20		BRACKET: GAS TANK BR85C (66289)	CD	EA	1	1-20	21-50	51-100	1-20	21-50	51-100			3	14
X20		LINER, LEATHER: TANK BRACKET QF72A (66289)	CD	EA	2									3	15
X20		WASHER, STRAINER RETAINING RD116A (66289)	D	EA	1									3	
X20		TUBE ASSEMBLY: FUEL M728 (11568)	E	EA	1									4	1
X20		ADAPTER, STRAIGHT, PIPE TO TUBE: FUEL LINE 48-4 (04255)	E	EA	2									4	2
X20		TANK ASSEMBLY: FUEL TANK Z269 (11568)	E	EA	1									4	3
P O	2910-705-7814	CAP AND CHAIN, FUEL TANK Z257-2 (11568)	E	EA	1	*	*	*	*	*	*	*	*	4	4
M O		GASKET: FUEL TANK CAP Z257-3 (11568)	E	EA	1									4	
P O	5330-298-5674	MANUFACTURE FROM: CORK, SHEET, 3 IN. X 3 IN. REQUIRED HC576CLASS3 (81348)				*	*	*	*	*	*	*	*	4	
X20		SCREEN: FUEL TANK Z257-4 (11568)	E	EA	1									4	6
X20		SCREW, MACHINE: TUBE ASSEMBLY AND STRAP ASSEMBLY M7G 10X3MS (87764)	E	EA	3									4	7
P O	5310-723-4458	NUT, FLAIN, HEXAGON: TUBE ASSEMBLY AND STRAP M7G 10-24N (87794)	E	EA	3	*	*	*	*	*	*	*	*	4	8
X20		STRAP ASSEMBLY: FUEL TANK Z269-2 (11568)	E	EA	2									4	9
X20		PLUG, DRAIN: FUEL TANK M570 (11568)	E	EA	1									4	10
P O		ELBOW, PIPE TO TUBE: CARUBETOR AND STRAINER OUTLET RF279 (66289)	D	EA	1	*	*	*	*	*	*	*	*	4	11
X20		ELBOW, PIPE: FUEL STRAINER 1-8-90SE (11568)	E	EA	1									4	11
X20		(USED ON COMPRESSOR UNITS WITH 4A032-1 ENGINES, ONLY)													
X20		NIPPLE, PIPE: FUEL STRAINER 1-8CPN (11568)	E	EA	1									4	12
P O	5310-596-7693	WASHER, LOCK: TUBE ASSEMBLY M7G 8FTL (79807)	E	EA	1	*	*	*	*	*	*	*	*	4	13
X20		CLAMP, LOOP, TUBE ASSEMBLY M687 (11568)	E	EA	1									4	14
P O	2910-905-9792	FILTER ASSEMBLY, FUEL M551086-1 (96906)	ABCD	EA	1	*	*	*	*	*	*	*	*	5	1
X1		GASKET, FUEL FILTER BOWL M551096-4 (96906)	ABCD	EA	1									5	2
P O	5310-366-6163	GROUP 03 - AIR CLEANER, BATTERY FRAME, LEAD AND MUFFLER NUT, FLAIN, WING: AIR CLEANER PD147 (66289)	ABCD	EA	1	*	*	*	*	*	*	*	*	6	1

SMR CODE	FEDERAL STOCK NUMBER	DESCRIPTION REF NUMBER & MFR CODE	USABLE ON CODE	UNIT OF MEAS	QTY INC IN UNIT	(6) 30-DAY DS MAINT ALLOWANCE			(7) 30-DAY GS MAINT ALLOWANCE			(8) 1-YR ALW PER 100 EQUIP CNTGY	(9) DEPOT MAINT ALW PER 100 EQUIP	(10) ILLUS-TRATION		
						(A)	(B)	(C)	(A)	(B)	(C)			(A)	(B)	
X20		AIR, CLEANER, INTAKE	ABCD	EA	1										6	
X20		FILTER ASSEMBLY 179B1 (80749)	ABCD	EA	1										6	2
P O	5330-253-2469	WASHER, NONMETALLIC: FILTER 615A1 (78940)	ABCD	EA	1	*	*	*	*	*	*	*	*	*	6	3
X20		OIL CUP 176B1 (80749)	ABCD	EA	1										6	4
P O	5330-245-5460	WASHER, NONMETALLIC: BASE A7419 (78940)	ABCD	EA	1	*	*	*	*	*	*	*	*	*	6	5
P O	5307-275-3759	STUD, PLAIN: AIR CLEANER FC372 (66289)	ABCD	EA	1	*	*	*	*	*	*	*	*	*	6	6
X20		ELBOW, PIPE TO TUBE: BREATHER LINE RE296 (66289)	ABCD	EA	2										6	7
M O		TUBE ASSEMBLY: METAL RM494 (66289) MANUFACTURE FROM:	ABCD	EA	1										6	8
P O	4730-902-8990	NUT, TUBE COUPLING				*	*	*	*	*	*				6	
P O	4710-277-5527	TUBE, COPPER, 8 1/4 IN. REQUIRED				*	*	*	*	*	*				6	
X1		GASKET: AIR CLEANER BRACKET QD647 (66289) (COMPONENT OF GASKET, FSN 2805-353-5908) (CAN BE MANUFACTURED FROM PAPER, FSN 5330-233-5847)	ABCD	EA	1										6	9
P O	5305-208-8860	SCREW, MACHINE: AIR CLEANER BRACKET XB20 (66289)	ABCD	EA	1	*	*	*	*	*	*	*	*	*	6	10
P O	5305-068-0509	SCREW, MACHINE: AIR CLEANER BRACKET XD8 (66289)	D	EA	1	*	*	*	*	*	*	*	*	*	6	12
X20		BRACKET: AIR CLEANER B1291-6 (66289)	ABCD	EA	1										6	11
P O	5306-207-9152	BOLT, MACHINE: AIR CLEANER BRACKET MOUNTING XD4 (66289)	ABC	EA	1	*	*	*	*	*	*	*	*	*	6	12
P O	5305-068-0500	SCREW, CAP, HEXAGON HEAD: AIR CLEANER BRACKET MTG FD184 (66289)	D	EA	2	*	*	*	*	*	*	*	*	*	6	12
P O	5310-582-5965	WASHER, LOCK: CLIP MTG PE3 (66289)	ABC	EA	3	*	*	*	*	*	*	*	*	*	6	13
P O	5310-889-2528	WASHER, LOCK: SUPPORT MTG PE74 (66289)	D	EA	3	*	*	*	*	*	*	*	*	*	6	13
P O	5306-068-4137	BOLT, MACHINE: CLIP MTG FB160 (66289)	ABCD	EA	1	*	*	*	*	*	*	*	*	*	6	14
P O	5310-011-4378	NUT, PLAIN, HEXAGON: AIR CLEANER BRACKET MTG PD77 (66289)	ABC	EA	1	*	*	*	*	*	*	*	*	*	6	15
P O	5310-576-1783	NUT, PLAIN, HEXAGON: AIR CLEANER BRACKET MTG PD9 (66289)	D	EA	2	*	*	*	*	*	*	*	*	*	6	15
X20		SUPPORT, AIR CLEANER FG343C (66289)	ABCD	EA	1										6	16
P O	5305-958-5245	SCREW, MACHINE: BRACKET MTG	E	EA	1	*	*	*	*	*	*	*	*	*	7	1
X20		BRACKET: LH M758 (11568)	E	EA	1										7	2
X20		BRACKET: RH M761 (11568)	E	EA	1										7	2

SMR CODE	FEDERAL STOCK NUMBER	DESCRIPTION REF NUMBER & MFR CODE	USABLE ON CODE	UNIT OF MEAS	QTY INC IN UNIT	(6) 30-DAY DS MAINT ALLOWANCE			(7) 30-DAY GS MAINT ALLOWANCE			(8) 1-YR ALW PER 100 EQUIP CNTGY	(9) DEPOT MAINT ALW PER 100 EQUIP	(10) ILLUS-TRATION	
						(A)	(B)	(C)	(A)	(B)	(C)			(A)	(B)
X20		NUT, PLAIN, HEXAGON: BRASS MUFFLER MOUNTING 1-4-28BN (11568)	E	EA	4									7	3
X20		WASHER, LOCK: MUFFLER MTG 1-4LW (11568)	E	EA	4									7	4
X20		STUD: MUFFLER MTG M759 (11568)	E	EA	4									7	5
P O	2990-903-3864	MUFFLER Z282 (44568)	E	EA	2	*	*	*	*	*	*	*	*	7	6
X20		CAP, WEATHER: EXHAUST PIPE Z256-30 (11568)	AB	EA	1									8	1
X20		SCREW, MACHINE: WEATHER CAP 1-4X1-1-2MS (87764)	AB	EA	1									8	2
X20		WEATHERSHIELD Z256-38 (11568)	AB	EA	1									8	3
P O	2990-960-2764	MUFFLER, EXHAUST T8538 (76700)	AB	EA	1	*	*	*	*	*	*	*	*	8	4
P O	4730-254-2744	ELBOW, PIPE: EXHAUST MS39230-6 (96906)	A	EA	1	*	*	*	*	*	*	*	*	8	5
X20		ELBOW, PIPE: EXHAUST 1-90SE (14959)	B	EA	1									8	5
X20		PLUG, PIPE: ELBOW DRAIN 1-4PP (14959)	B	EA	1									8	6
X20		LOCKNUT 1CL (87764)	AB	EA	1									8	7
P O	2920-064-8835	CABLE, JUMPER: BATTERY TO BATTERY JUMPER Z259-29 (11568)	B	EA	1	*	*	*	*	*	*	*	*	8	8
X20		FRAME: BATTERY HOLD-DOWN Z256-16A (11568)	B	EA	2									8	9
X20		NUT, PLAIN, HEXAGON: WEATHER CAP SCREW 1-4-20N (87764)	AB	EA	1									8	10
X20		BOX, BATTERY Z256-31A (11568)	B	EA	2									8	
P O	6140-057-2553	BATTERY, STORAGE ZHN11 (65705)	AB	EA	1	*	*	*	*	*	*	*	*	8	
P O	6810-551-5231	SULFURIC ACID, ELECTROLYTE (AS REQUIRED)	AB	GA		*	*	*	*	*	*	*	*	8	
P O R	2805-345-7900	GROUP 04 - ENGINE ASSEMBLY ENGINE, GASOLINE 201413 (66289)	AB	EA	1	*	*	*	*	*	*	*	*		
P O R	2805-874-3234	ENGINE, GASOLINE 200972 (66289)	C	EA	1	*	*	*	*	*	*	*	*		
P O R	2805-010-4725	ENGINE, GASOLINE: WISCONSIN MODEL HAINLD 229999 (66289)	D	EA	1	*	*	*	*	*	*	*	*		
P O R	2805-776-0483	ENGINE ASSEMBLY, GASOLINE 4A032-1 (97403)	E	EA	1	*	*	*	*	*	*	*	*		
P O R	2805-068-7512	ENGINE ASSEMBLY, GASOLINE 4A032-11 (97403)	E	EA	1	*	*	*	*	*	*	*	*		
P O	2805-056-2121	POWER UNIT, GASOLINE 215676 (66289)	B	EA	1	*	*	*	*	*	*	*	*		

TMS-4310-227-34P						(6)			(7)			(8)	(9)	(10)		
(1)	(2)	(3)		(4)	(5)	30-DAY DS MAINT ALLOWANCE			30-DAY GS MAINT ALLOWANCE			1-YR	DEPOT	ILLUS-		
SMR CODE	FEDERAL STOCK NUMBER	DESCRIPTION	USABLE ON CODE	UNIT OF MEAS	QTY INC	(A)	(B)	(C)	(A)	(B)	(C)	ALW PER 100 EQUIP CNTGY	ALW PER 100 EQUIP	FIG NO	TRATION (A)	ITEM (B)
		REF NUMBER & MFR CODE			IN UNIT	1-20	21-50	51-100	1-20	21-50	51-100					NO
P F	9905-807-3712	PLATE, IDENTIFICATION MILP514 (81349)		EA	1	*	*	*	*	*	*	*	*			
X20		LEAD AND CONDUIT ASSEMBLY, ELECTRICAL MSS1011-5 (96906)	ABC	EA	1											
X20		LEAD AND CONDUIT ASSEMBLY, ELECTRICAL MSS1011-5 (96906)	D	EA	1											
P O	2920-841-1890	SPARK PLUG: SHIELDED MSS1009-2 (96906)	ABC	EA	1	*	*	*	*	*	*	*	*			
P O	2920-810-7082	SPARK PLUG MSS1009-1 (96906)	D	EA	1	*	*	*	*	*	*	*	*			
X1		GASKET: SPARK PLUG 1021-638 (10137)	D	EA	1											
P O	5310-188-7848	NUT, PLAIN, HEXAGON: MAGNETO MTG PD10 (66289)	ABCD	EA	1	*	*	*	*	*	*	*	*	9	1	
P O	5310-167-0721	WASHER, LOCK: MAGNETO MTG	ABCD	EA	3	*	*	*	*	*	*	*	*	9	2	
P O	5305-207-9138	BOLT, MACHINE: MAGNETO MTG FB164 (66289)	ABCD	EA	1	*	*	*	*	*	*	*	*	9	3	
P O	5305-206-1071	SCREW, CAP, HEXAGON HEAD: MAGNETO MTG, LOWER HOLD XD17 (66289)	ABCD	EA	1	*	*	*	*	*	*	*	*	9	4	
X1		GASKET: MAGNETO MTG QD570A (66289) (COMPONENT OF GASKET SET, FSN 2805-353-5908) (CAN BE MANUFACTURED FROM PAPER, FSN 5330-5845)		EA	1									9	5	
P O R	2920-858-6236	MAGNETO IGNITION FMXDE1B7U2 (82796) (INCLUDES COMPONENTS OF PARTS KIT, FSN 2920-893-6031)	ABCD	EA	1	*	*	*	*	*	*	*	*	9		
X1		NUT, CASTELLATED, HEXAGON: IMPULSE COUPLING M2570 (82796)	ABCD	EA	1									9	6	
X1		BEARING, SLEEVE: GEAR DRIVE F2572 (82796)	ABCD	EA	1									9	7	
X1		WASHER, PLATE, COUPLING B2665X (82796)	ABCD	EA	1									9	8	
X20		GEAR, HELICAL: MAGNETO DRIVE GD122A (66289)	ABCD	EA	1									9	9	
X1		COUPLING, IMPULSE SV2563C20 (82796)	ABCD	EA	1									9		
X1		SHELL, IMPULSE COUPLING Z5957 (82796)	ABCD	EA	1									9	10	
X1		SPRING, SPIRAL, TORSION: DRIVE D2565 (82796)	ABCD	EA	1									9	11	
X1		HUB ASSEMBLY, COUPLING SZ2563 (82796)	ABCD	EA	1									9	12	
X1		SCREW: SPRING MTG		EA	1									9	12A	
X1		SPRING, HELICAL, TORSION: PAWL B5963 (82796)	ABCD	EA	1									9	13	
X1		KEY, WOODRUFF: ROTOR SHAFT TO IMPULSE COUPLING 3K1 (82796)	ABCD	EA	1									9	14	

SMR CODE	FEDERAL STOCK NUMBER	DESCRIPTION	USABLE ON CODE	UNIT OF MEAS	QTY INC IN UNIT	(6) 30-DAY DS MAINT ALLOWANCE			(7) 30-DAY GS MAINT ALLOWANCE			(8) 1-YR ALW PER 100 EQUIP CNTGY	(9) DEPOT MAINT ALW PER 100 EQUIP	(10) ILLUS- TRATION	
						(A)	(B)	(C)	(A)	(B)	(C)	FIG NO	ITEM NO		
X1		WASHER, FLAT: ROTOR DRIVE END A2492A (82796) (COMPONENT OF PARTS KIT, FSN 2920-893-6031)	ABCD	EA	1	1-20	21-50	51-100	1-20	21-50	51-100			9	15
X1		SEAL, FLAIN: ROTOR DRIVE END G3861 (82796) (COMPONENT OF PARTS KIT, FSN 2920-893-6031)	ABCD	EA	1									9	16
X1		WASHER, FLAT: ROTOR DRIVE END A2492C (82796) (COMPONENT OF PARTS KIT, FSN 2920-893-6031)	ABCD	EA	1									9	17
X1		PIN, STRAIGHT, THREADED: IMPULSE COUPLING S25688 (82796)	ABC	EA	1									9	18
X1		PIN, STRAIGHT, THREADED: IMPULSE COUPLING S2568 (82796)	D	EA	1									9	18
X1		SETSCREW: COIL BRIDGE	ABCD	EA	2									9	19
X1		FRAME RX2425 (82796)	ABCD	EA	1									9	20
X1		GASKET: END CAP TO HOUSING K2498 (82796) (COMPONENT OF PARTS KIT, FSN 2920-893-6031)	ABCD	EA	1									9	21
X1		RING, RETAINING: ROTOR DRIVE END BEARING E1498B (82796) (COMPONENT OF PARTS KIT, FSN 2920-893-6031)	ABCD	EA	1									9	22
X1		RING, RETAINING: FULCUM PIN T1498 (82796) (COMPONENT OF PARTS KIT, FSN 2920-893-6031)	ABCD	EA	1									9	23
X1		CONTACT SET, DISTRIBUTION A2437A (82796) (COMPONENT OF PARTS KIT, FSN 2920-893-6031)	ABCD	EA	1									9	24
X1		SCREW, MACHINE: TERMINAL BREAKER ARM	ABCD	EA	1									9	25
X1		SCREW, ASSEMBLED WASHER: CONTACT SUPPORT LOCKING G6501 (82796)	ABCD	EA	1									9	26
X1		WASHER, FLAT: CONTACT SUPPORT LOCKING SCREW B5969 (82796)	ABCD	EA	1									9	27
X1		PLATE ASSEMBLY, BEARING SUPPORT V4631 (82796)	ABCD	EA	1									9	28
X1		BEARING, SLEEVE: ROTOR CAM END A5950A (82796) (COMPONENT OF PARTS KIT, FSN 2920-893-6031)	ABCD	EA	1									9	29
X1		ROTOR, MAGNETO DW2480 (82796)	ABCD	EA	1									9	30
X1		SHIM: ROTOR DRIVE END C2723 (82796) (COMPONENT OF PARTS KIT, FSN 2920-893-6031)	ABCD	EA	2									9	31

SMR CODE	FEDERAL STOCK NUMBER	DESCRIPTION	USABLE ON CODE	UNIT OF MEAS	QTY INC IN UNIT	(6) 30-DAY DS MAINT ALLOWANCE			(7) 30-DAY GS MAINT ALLOWANCE			(8) 1-YR ALW PER 100 EQUIP CNTGY	(9) DEPOT MAINT ALW PER 100 EQUIP	(10) ILLUS- TRATION	
						(A)	(B)	(C)	(A)	(B)	(C)	FIG NO	ITEM NO		
X1		CLIP, RETAINING: ROTOR DRIVE END SHAFT E1498D (82796) (COMPONENT OF PARTS KIT, FSN 2920-893-6031)	ABCD	EA	1	1-20	21-50	51-100	1-20	21-50	51-100			9	32
X1		BEARING, BALL, ANNULAR: ROTOR DRIVE END C5949 (82796)	ABCD	EA	1									9	33
X1		COIL, MAGNETO 72477C (82796)	ABCD	EA	1									9	34
X1		CLIP, COIL D6120 (82796)	ABCD	EA	1									9	35
X1		SCREW, ASSEMBLED WASHER: COIL CONTACT 683W (82796)	ABCD	EA	1									9	36
X1		SCREEN, VENT C6032B (82796)	ABCD	EA	2									9	37
X1		COVER, VENT B6030A (82796)	ABCD	EA	2									9	38
X1		SCREW, MACHINE: VENT COVER 684L (82796)	ABCD	EA	2									9	39
X1		SCREW, ASSEMBLED WASHER: CONTACT SUPPORT LOCKING 886U (82796)	ABCD	EA	1									9	40
X1		WASHER, FLAT: CONTACT SUPPORT LOCKING SCREW VENT B5969 (82796)	ABCD	EA	1									9	41
X1		HOLDER AND WICK, MAGNETO G2788 (82796)	ABCD	EA	1									9	42
X1		SCREW, MACHINE: SUPPORT, BEARING 886G (82796)	ABCD	EA	4									9	43
X20		PLATE, IDENTIFICATION: MAGNETO A195 (82796)	ABCD	EA	1									9	
X1		CONDENSER, FEED-THRU QX2433 (82796) (COMPONENT OF PARTS KIT, IGNITION MAGNETO, FSN 2920-893-6031)	ABCD	EA	1									10	1
X1		SCREW, ASSEMBLED WASHER: CONDENSER MOUNTING 686D (82796)	ABCD	EA	2									10	2
X1		SEAL: CONDENSER P2473 (82796) (COMPONENT OF PARTS KIT, IGNITION MAGNETO, FSN 2920-893-6031)	ABCD	EA	1									10	3
X1		SCREW, ASSEMBLED WASHER: END CAP 10810D (82796) (COMPONENT OF PARTS KIT, IGNITION MAGNETO, FSN 2920-893-6031)	ABCD	EA	2									10	4
X1		BUSHING, SWITCH, GROUND F4373 (82796)	ABCD	EA	1									10	5
X1		PLUNGER, SWITCH, GROUND C32514 (82796)	A	EA	1									10	6
X1		PLUNGER, SWITCH, GROUND CW2514 (82796)	BCD	EA	1									10	6
X1		SPRING, HELICAL COMPRESSION: GROUND SWITCH E2513A (82796)	ABCD	EA	1									10	7

TMS-4310-227-34P						(6)	(7)	(8)	(9)	(10)					
(1)	(2)	(3)		(4)	(5)	30-DAY DS MAINT ALLOWANCE			30-DAY GS MAINT ALLOWANCE			1-YR	DEPOT	ILLUS-	
SMR CODE	FEDERAL STOCK NUMBER	DESCRIPTION	USABLE ON CODE	UNIT OF MEAS	QTY INC	(A)	(B)	(C)	(A)	(B)	(C)	ALW PER 100 EQUIP CNTGY	ALW PER 100 EQUIP	FIG NO	TRATION (A) (B) ITEM NO
		REF NUMBER & MFR CODE				1-20	21-50	51-100	1-20	21-50	51-100				
X1		FERRULE, SWITCH M1077 (82796)	ABCD	EA	1										10 8
X1		NUT, SWITCH, GROUND D2735A (82796)	ABCD	EA	1										10 9
X1		BUTTON, SWITCH, GROUND C2741 (82796)	ABCD	EA	1										10 10
X1		SCREW, MACHINE: OUTLET CABLE 8SSN (82796)	ABCD	EA	2										10 11
X1		WASHER, LOCK: OUTLET CABLE SCREW	ABCD	EA	2										10 12
X1		OUTLET, CABLE AX2474 (82796)	ABCD	EA	1										10 13
X1		CAP, END J2430A (82796)	ABCD	EA	1										10 14
P O	5930-797-9462	SWITCH, THERMOSTATIC: HIGH TEMPERATURE, CYLINDER HEAD YC66S9 (66289)	ABD	EA	1	*	*	*	*	*	*	*	*		10 15
X1		SWITCH YC66 (66289)		EA	1										10
X1		WIRE YL357-42 (66289)		EA	1										10
M O		LEAD, ELECTRICAL: HIGH TEMPERATURE UNIT TO MAGNETO YL226A (66289) MANUFACTURE FROM:	AB	EA	1										10 16
X20		TERMINAL, FEMALE SLIDE 7491 (70903)													10
X20		TERMINAL, LUG 7491 (70903)													10
P O	6145-164-7023	WIRE, ELECTRICAL, 17 IN. REQUIRED MILW76 (81349)				*	*	*	*	*	*	*	*		10
X1		GASKET: FUEL PUMP MTG QD670 (66289) (CAN BE MANUFACTURED FROM PAPER, GASKET, FSN 5330-233-5845)	AB	EA	1										11 1
P O	2910-374-3562	PUMP, FUEL, CAM ACTUATED LP42B (66289)	AB	EA	1	*	*	*	*	*	*	*	*		11 2
P O	4730-278-4323	ADAPTER, STRAIGHT, PIPE TO TUBE: FUEL PUMP OUTLET	A	EA	1	*	*	*	*	*	*	*	*		11 3
P O	4730-266-0532	ADAPTER, STRAIGHT, PIPE TO TUBE: FUEL PUMP OUTLET RF269 (66289)	B	EA	1	*	*	*	*	*	*	*	*		11 3
X20		BOLT, MACHINE: CARBURETOR MTG XD16 (66289)	AVCD	EA	2										11 4
X1		GASKET: INTAKE MANIFOLD QB77 (66289) (COMPONENT OF GASKET SET, FSN 2805-353-5908)	ABCD	EA	1										11 5
X20		MANIFOLD, INTAKE LC269A (66289)	ABCD	EA	1										11 6
P O	5310-582-5965	WASHER, LOCK: MANIFOLD MTG PE3 (66289)	ABCD	EA	2	*	*	*	*	*	*	*	*		11 7
X20		WASHER, LOCK: FUEL PUMP MTG PE3 (66289)	AB	EA	2										11 7
P O	5305-225-3839	SCREW, CAP, HEXAGON HEAD: MANIFOLD MTG XD7 (66289)	ABCD	EA	2	*	*	*	*	*	*	*	*		11 8

TMS-4310-227-34P						(6)			(7)			(8)	(9)	(10)	
(1)	(2)	(3)		(4)	(5)	30-DAY DS MAINT ALLOWANCE			30-DAY GS MAINT ALLOWANCE			1-YR ALW PER 100 EQUIP CNTGY	DEPOT MAINT ALW PER 100 EQUIP	ILLUS-TRATION (A)	ITEM (B)
SMR CODE	FEDERAL STOCK NUMBER	DESCRIPTION	USABLE ON CODE	UNIT OF MEAS	QTY INC IN UNIT	(A)	(B)	(C)	(A)	(B)	(C)			FIG NO	ITEM NO
P O	4730-433-0747	PLUG, PIPE: INTAKE MANIFOLD XX1 (66289)	ABCD	EA	1	*	*	*	*	*	*	*	*	11	9
X1		GASKET: CARBURETOR MTG QB58 (66289) (COMPONENT OF GASKET SET, FSN 2895-353-5908)	ABCD	EA	1									11	10
X20		WASHER, LOCK: CARBURETOR MTG SCREW FP4 (66289)	ABCD	EA	2									11	11
X20		ELBOW, PIPE TO TUBE: FUEL LINE RE270 (66289)	ABCD	EA	2									11	12
P O	4730-231-5632	ELBOW, PIPE TO TUBE: FULE LINE 49X4 (79470)	A	EA	2	*	*	*	*	*	*	*	*	11	12
X20		FUEL LINE: FUEL PUMP TO CARBURETOR RML197 (66289)	A	EA	1									11	13
X20		FUEL LINE: STRAINER TO FUEL RML197 (66289)	B	EA	1									11	13
P O	2910-986-6948	CARBURETOR, FLOAT 12235C (79960) (INCLUDES COMPONENTS OF GASKET SET, FSN 2910-807-7153)	AB	EA	1	*	*	*	*	*	*	*	*	11	14
P O	2910-654-3498	CARBURETOR, FLOAT L63E (66289) (INCLUDES COMPONENTS OF GASKET SET, FSN 2910-807-7153)	C	EA	1	*	*	*	*	*	*	*	*	11	14
P O	2910-654-3498	CARBURETOR, FLOAT 12199C (79960) (INCLUDES COMPONENTS OF GASKET SET, FSN 2910-807-7153)	D	EA	1	*	*	*	*	*	*	*	*	11	14
X1		GASKET: BOWL TO BODY CI42-68 (79960) (COMPONENT OF GASKET SET, FSN 2910-807-7153)	ABCD	EA	1									11	15
X1		WASHER, NONMETALLIC, CARBURETOR DISCHARGE TUBE T56-20 (79960) (COMPONENT OF GASKET SET, FSN 2910-807-7153)	ABCD	EA	1									11	
X1		WASHER, NONMETALLIC: MAIN JET T56-24 (79960) (COMPONENT OF GASKET SET, FSN 2910-807-7153)	ABCD	EA	1									11	
X1		WASHER, NONMETALLIC: MAIN DISCHARGE JET T56-48 (79960) (COMPONENT OF GASKET SET, FSN 2910-807-7153)	ABCD	EA	1									11	
M O		LINE ASSEMBLY, FUEL SUPPLY: STRAINER TO FUEL PUMP Z256-29 (11568) MANUFACTURE FROM:	AB	EA	1									11	16
X20		CLAMP, HOSE, SPRING WIRE												11	
P O	4720-838-3595	HOSE, RUBBER, 14 IN. REQUIRED 7-32X11-5H (11568)				*	*	*	*	*	*	*	*	11	
P O	4730-142-1593	INVERTED NUT, TUBE COUPLING 6100X4 (79470)				*	*	*	*	*	*	*	*	11	
P O	4730-011-8537	NUT, TUBE COUPLING 41X4 (79470)				*	*	*	*	*	*	*	*	11	
P O	4710-277-5525	TUBE, COPPER, 5 3/8 IN. REQUIRED 1-4X17CT (11568)				*	*	*	*	*	*	*	*	11	

TMS-4310-227-34P		DESCRIPTION	USABLE ON CODE	UNIT OF MEAS	QTY INC IN UNIT	(6) 30-DAY DS MAINT ALLOWANCE			(7) 30-DAY GS MAINT ALLOWANCE			(8) 1-YR ALW PER 100 EQUIP CNTGY	(9) DEPOT MAINT ALW PER 100 EQUIP	(10) ILLUS- TRATION		
(1)	(2)					(3)	(4)	(5)	(A)	(B)	(C)	(A)	(B)	(C)	FIG NO	ITEM NO
SMR CODE	FEDERAL STOCK NUMBER					REF NUMBER & MFR CODE	EA	EA	EA	EA	EA	EA	EA	EA	EA	EA
P O	4710-277-5525	TUBE, COPPER, 17 IN. REQUIRED 1-4X17CT (11568)				*	*	*	*	*	*			11		
P O	5306-299-2393	BOLT, MACHINE: FUEL PUMP MTG XD6 (66289)	AB	EA	2	*	*	*	*	*	*	*		11	17	
P O	5305-206-1065	SCREW, CAP, HEXAGON XD16 (66289)	C	EA	1	*	*	*	*	*	*	*		11		
P O	5310-951-7209	WASHER, FLAT MS5310-35 (08288)	CD	EA	1	*	*	*	*	*	*	*		11		
X20		GUARD ASSEMBLY: GENERATION BELT Z248 (66289)	B	EA	1									12		
X1		GUARD Z248-1 (66289)	B	EA	1									12	1	
X20		BRACKET: BELT GUARD Z248-2 (66289)	B	EA	1									12	2	
X20		SCREW, MACHINE: GUARD MTG BRACKET 8-32X3-8RHMS (87764)	B	EA	2									12	3	
X20		NUT, PLAIN, HEXAGON: GUARD MTG 8-32N (87764)	B	EA	2									12	4	
X20		WASHER, LOCK: GUARD MTG BRACKET 8ETL (79807)	B	EA	3									12	5	
X20		WASHER, LOCK: GUARD MTG BRACKET 8ITL (79807)	B	EA	2									12	6	
X20		BRACKET: BELT GUARD Z248-3 (66289)	B	EA	1									21	7	
X20		STUD: GENERATOR CRADLE PC454 (66289)	A	EA	1									13	1	
X20		CRADLE: GENERATOR MTG B1-295 (66289)	A	EA	1									13	2	
X20		CLAMP		EA	1									13	3	
X20		BRACKET: GENERATOR ADJUSTING STRAP VC34 (66289)	A	EA	1									13	4	
X20		NUT, PLAIN, HEXAGON: GENERATOR ADJUSTING STRAP ED78 (66289)	A	EA	1									13	5	
X20		STRAP: GENERATOR ADJUSTING FG661 (66289)	A	EA	1									13	6	
X20		WASHER, LOCK: GENERATOR ADJUSTING STRAP FR4 (66289)	A	EA	2									13	7	
X20		WASHER, LOCK: GENERATOR CRADLE STUD FE52A (66289)	A	EA	2									13	8	
P O	5306-207-6474	BOLT, MACHINE: GENERATOR ADJUSTING STRAP XD16 (66289)	A	EA	1	*	*	*	*	*	*	*	*	13	9	
X20		BOLT, MACHINE: GENERATOR ADJUSTING STRAP XD15-2 (66289)	A	EA	1									13	10	
X20		BOLT, MACHINE: GROUND STRAP MTG XD15-2 (66289)	A	EA	1									13	10	
P O	5310-188-7848	NUT, PLAIN, HEXAGON: GENERATOR CRADLE STUD FD10 (66289)	A	EA	2	*	*	*	*	*	*	*	*	13	11	
P O	3030-822-2411	BELT, V: GENERATOR DRIVE MS51065-28 (96906)	A	EA	1	*	*	*	*	*	*	*	*	13	12	

SMR CODE	FEDERAL STOCK NUMBER	DESCRIPTION	USABLE ON CODE	UNIT OF MEAS	QTY INC IN UNIT	(6) 30-DAY DS MAINT ALLOWANCE			(7) 30-DAY GS MAINT ALLOWANCE			(8) 1-YR ALW PER 100 EQUIP CNTGY	(9) DEPOT MAINT ALW PER 100 EQUIP	(10) ILLUS- TRATION	
						(A)	(B)	(C)	(A)	(B)	(C)	FIG NO	ITEM NO		
X20		WASHER, LOCK: STARTER SHEAVE MTG PE73 (66289)	A	EA	1	1-20	21-50	51-100	1-20	21-50	51-100			13	13
X20		WASHER, LOCK: STARTING SHEAVE MTG PE101 (66289)	B	EA	1									13	13
X20		PULLEY: GENERATOR DRIVE MD370-1 (66289)	A	EA	1									13	14
P O R	2920-991-3000	GENERATOR ASSEMBLY GJG4007T (19728) (INCLUDES COMPONENTS OF PARTS KITS, FSN 2920-985-2324)	A	EA	1	*	*	*	*	*	*	*	*	13	
X1		ARMATURE, GENERATOR F10-107 (19728)	A	EA	1									13	
X1		BEARING, BALL, SEALED X3330 (19728)	A	EA	1									13	
X1		BOLT, THRU 35-83F (19728)	A	EA	2									13	
X1		NUT, ARMATURE SHAFT, DRIVE END 35-86F (19728)	A	EA	1									13	15
X1		WASHER, LOCK: SHAFT DRIVE END 12X205 (19728)	A	EA	1									13	16
X1		SPRING, BRUSH GJG37 (19728) (COMPONENT OF PARTS KIT, FSN 2920-985-2324)	AB	EA	2									13	17
X1		FRAME AND FIELD ASSEMBLY P60-11 (19728)	A	EA	1									13	
X1		ARM, BRUSH F35-84F (19728)	A	EA	2									13	
X1		SCREW, MACHINE: BRUSH LEAD X1 (19728)	A	EA	2									13	18
X1		WASHER, LOCK: LEAD SCREW 12X194 (19728)	A	EA	2									13	19
X1		BRUSH SET GJG2012AS (19728) (COMPONENT OF PARTS KIT, FSN 2920-985-2324)		EA	1									13	20
X1		HEAD, COMMUTATOR END 12-69 (19728)	A	EA	1									13	21
X1		HEAD ASSEMBLY, DRIVE END GJG1203 (19728)	A	EA	1									13	
X1		BEARING, BALL, SEALED F25-3 (19728)	A	EA	1									13	
X1		HEAD, DRIVE END GJGSA (19728)	A	EA	1									13	
X1		RETAINER, BEARING GJG14A (19728)	A	EA	1									13	
X1		SCREW, MACHINE: BEARING RETAINER HEAD	A	EA	3									13	
X1		WASHER, LOCK: RETAINER 12X196 (19728)	A	EA	3									13	
X1		KEY, WOODRUFF X257 (19728)	A	EA	1									13	
X1		BUSHING, INSULATING: TERMINAL STUD GJG26 (19728)	A	EA	2									13	22

SMR CODE	FEDERAL STOCK NUMBER	DESCRIPTION REF NUMBER & MFR CODE	USABLE ON CODE	UNIT OF MEAS	QTY INC IN UNIT	(6) 30-DAY DS MAINT ALLOWANCE			(7) 30-DAY GS MAINT ALLOWANCE			(8) 1-YR ALW PER 100 EQUIP CNTGY	(9) DEPOT MAINT ALW PER 100 EQUIP	(10) ILLUS-TRATION	
						(A)	(B)	(C)	(A)	(B)	(C)			(A)	(B)
X1		WASHER, FLAT: ARMATURE TERMINAL X1838 (19728)	A	EA	1	1-20	21-50	51-100	1-20	21-50	51-100			13	23
X1		SPACER, ARMATURE SHAFT 35-85P (19728)	A	EA	1									13	
X1		NUT, PLAIN, HEXAGON: ARMATURE TERMINAL X2853 (19728)	A	EA	2									13	24
X1		WASHER LOCK: THRU BOLT H5-187 (19728)	A	EA	4									13	25
X1		CONDENSER GKPL025 (19728) (COMPONENT OF PARTS KIT, FSN 2920-985-2324)	AB	EA	1									13	26
X1		RING, RETAINER: ARMATURE H1199 (19728) (COMPONENT OF PARTS KIT, FSN 2920-985-2324)	B	EA	1									13	
P O	5310-596-7691	WASHER, LOCK: CONDENSER MTG	A	EA	2	*	*	*	*	*	*	*	*	13	27
X1		NUT, PLAIN, HEXAGON: THRU BOLT X141 (19728)	A	EA	2									13	28
X1		NUT, PLAIN, HEXAGON: FIELD TERMINAL X176 (19728)	A	EA	2									13	29
X1		WASHER, FLAT: FIELD TERMINAL X364 (19728)	A	EA	1									13	30
P O	5310-728-2044	WASHER, LOCK: GROUND STRAP MTG	A	EA	2	*	*	*	*	*	*	*	*	13	31
X20		STRAP, GROUND: GENERATOR YL191P (66289)	A	EA	1									13	32
X1		COVER, BEARING: COMMUTATOR END GJG48 (19728)	A	EA	1									13	33
P O	5305-071-2239	SCREW, CAP, HEXAGON HEAD: REGULATOR SHOCK MTG MS35295-12 (96906)	A	EA	4	*	*	*	*	*	*	*	*	14	1
P O	5310-209-0786	WASHER, LOCK: REGULATOR SHOCK MOUNT MTG MS35335-19 (96906)	A	EA	4	*	*	*	*	*	*	*	*	14	2
P O	5310-889-2528	WASHER, LOCK: CAPACITOR MTG	A	EA	4	*	*	*	*	*	*	*	*	14	2
P O	5910-668-6227	CAPACITOR, FIXED, PAPER DIELECTRIC YD200 (66289)	A	EA	2	*	*	*	*	*	*	*	*	14	3
P O	5910-713-9043	CAPACITOR, FIXED, PAPER DIELECTRIC YD200A (66289)	A	EA	1	*	*	*	*	*	*	*	*	14	3
X20		MOUNT, SHOCK: REGULATOR MTG YU45 (66289)	A	EA	2									14	4
P O	5310-582-5965	WASHER, LOCK: REGULATOR MTG MS35338-6 (96906)	A	EA	3	*	*	*	*	*	*	*	*	14	5
P O	5310-723-4458	NUT, PLAIN, HEXAGON: REGULATOR MTG	A	EA	3	*	*	*	*	*	*	*	*	14	6
X20		BRACKET: GENERATOR MTG B1-313 (66289)	A	EA	1									14	7
M O		LEAD, ELECTRICAL: GENERATOR TO REGULATOR YL252-4 (66289) MANUFACTURE FROM:	A	EA	2	14								8	
X20		TERMINAL, LUG												14	

TMS-4310-227-34P						(6)			(7)			(8)	(9)	(10)	
(1)	(2)	(3)		(4)	(5)	30-DAY DS MAINT ALLOWANCE			30-DAY GS MAINT ALLOWANCE			1-YR ALW PER 100 EQUIP CNTGY	DEPOT MAINT ALW PER 100 EQUIP	ILLUS-TRATION (A)	ITEM (B)
SMR CODE	FEDERAL STOCK NUMBER	DESCRIPTION	USABLE ON CODE	UNIT OF MEAS	QTY INC IN UNIT	(A)	(B)	(C)	(A)	(B)	(C)			FIG NO	ITEM NO
P O	6145-350-1915	WIRE, ELECTRICAL, 4 IN. REQUIRED FOR EACH LEAD				*	*	*	*	*	*			14	
M O		LEAD, ELECTRICAL: GENERATOR FIELD POLE TO REGULATOR XL252-5 (66289) MANUFACTURE FROM:	A	EA	1									14	9
X20		TERMINAL, LUG												14	
P O	6145-350-1915	WIRE, ELECTRICAL, 4 IN. REQUIRED				*	*	*	*	*	*			14	
M O		LEAD, ELECTRICAL: AMMETER TO REGULATOR Z259P15 (11568) MANUFACTURE FROM:	AB	EA	1									14	10
X20		TERMINAL, LUG												14	
P O	6145-164-7033	WIRE, ELECTRICAL, 5 FT REQUIRED WILM76 (81349)				*	*	*	*	*	*			14	
M O		LEAD, ELECTRICAL: GENERATOR TO REGULATOR Z259-24 (11568) MANUFACTURE FROM:	B	EA	1									14	10
X20		TERMINAL, LUG												14	
P O	6145-164-7033	WIRE, ELECTRICAL, 12 IN. REQUIRED				*	*	*	*	*	*			14	
P O	5305-988-1724	SCREW, MACHINE: REGULATOR MTG MS35223-80 (96906)	A	EA	3	*	*	*	*	*	*	*	*	14	11
P O	2920-992-6372	REGULATOR VB04201FT (19728)	A	EA	1	*	*	*	*	*	*	*	*	14	12
X20		WASHER, LOCK: GROUND STRAP MTG FE78 (66289)	AB	EA	2									14	13
P O	5305-052-8231	SCREW, TAPPING, THREAD FORMING: GROUND STRAP MTG	AB	EA	1	*	*	*	*	*	*	*	*	14	14
X20		STRAP, GROUND YL191F (66289)	AB	EA	1									14	15
P O	2920-064-8834	STRAP, GROUND M640 (11568)	AB	EA	1	*	*	*	*	*	*	*	*	14	15
P O	5305-206-8302	SCREW, MACHINE: REGULATOR MTG	B	EA	2	*	*	*	*	*	*	*	*	15	1
P O	5310-582-5965	WASHER, LOCK: REGULATOR MTG 12X199 (19728)	B	EA	2	*	*	*	*	*	*	*	*	15	2
P O	2920-065-1925	REGULATOR TC4335 (19728)	B	EA	1	*	*	*	*	*	*	*	*	15	3
P O	5305-269-3211	SCREW, CAP, HEXAGON HEAD: GENERATOR BRACKET	B	EA	3	*	*	*	*	*	*	*	*	15	4
P O	5310-017-8556	WASHER, LOCK: GENERATOR BRACKET	B	EA	4	*	*	*	*	*	*	*	*	15	5
X20		BRACKET: GENERATOR MTG B1368 (66289)	B	EA	1									15	6
X20		STRAP, GENERATOR ADJUSTING FG661 (66289)	B	EA	1									15	7
X20		SCREW, CAP, HEXAGON HEAD: GENERATOR MTG, 3/8-16 TH SIZE XD17B (66289)	B	EA	1									15	8
X20		WASHER, FLAT: GENERATOR STRAP SCREW FH209B (66289)	B	EA	1									15	9
P O	5310-880-7744	NUT, PLAIN, HEXAGON: GENERATOR STRAP PD78 (66289)	B	EA	4	*	*	*	*	*	*	*	*	15	10
P O	5310-596-4911	WASHER, LOCK: GENERATOR STRAP SCREW PE4 (66289)	B	EA	3	*	*	*	*	*	*	*	*	15	11

TMS-4310-227-34P		(3)	(4)	(5)	(6)			(7)			(8)	(9)	(10)		
(1)	(2)				30-DAY DS MAINT ALLOWANCE			30-DAY GS MAINT ALLOWANCE			1-YR	DEPOT	ILLUS-TRATION		
SMR CODE	FEDERAL STOCK NUMBER				DESCRIPTION	USABLE ON CODE	UNIT OF MEAS	QTY INC	(A)	(B)	(C)	(A)	(B)	(C)	ALW PER 100 EQUIP CNTGY
P O	5305-988-1723	SCREW, CAP, HEXAGON HEAD: SUPPORT BRACKET SCREW XA34 (66289)	B	EA	2	*	*	*	*	*	*	*	*	15	12
P O	2805-991-3002	BELT, DRIVE MH168A (66289)	B	EA	1	*	*	*	*	*	*	*	*	15	13
P O R	2920-882-2461	GENERATOR, ENGINE ACCESSORY GKP5001 (19728) (INCLUDES COMPONENTS OF PARTS KIT, FSN 2920-985-2324)	B	EA	1	*	*	*	*	*	*	*	*	15	
XI		SCREW, MACHINE: REGULATOR MTG	B	EA	2									15	1
XI		WASHER, LOCK: THRU BOLT 12X199 (19728)	B	EA	2									15	2
XI		BRUSH SET GJG2012AS (19728) (COMPONENT OF PARTS KIT FSN 2920-985-2324)	AB	EA	1									15	14
XI		CONDENSER GKP1025 (19728) (COMPONENT OF PARTS KIT, ENGINE GENERATOR, FSN 2920-985-2324)	AB	EA	1									15	15
XI		FIELD ASSEMBLY GRP2001 (19728)	B	EA	1									15	16
XI		SCREW, MACHINE: CONDENSER MTG	B	EA	4									15	17
XI		WASHER, LOCK: CONDENSER MTG H5-216 (19728)	B	EA	4									15	18
XI		FIN, DOWEL GJG21 (19728)	B	EA	2									15	19
XI		SCREW, MACHINE: BRUSH LEAD	B	EA	2									15	20
XI		TERMINAL H6-196 (19728)	B	EA	1									15	
XI		WASHER, LOCK: BRUSH LEAD 12X194 (19728)	B	EA	2									15	21
XI		GROMMET GKP38 (19728)	B	EA	1									15	22
XI		LEAD ASSEMBLY, CAPACITOR, YELLOW GKP39 (19728)	B	EA	1									15	23
XI		LEAD ASSEMBLY, RECTIFIER GKP34 (19728)	B	EA	1									15	24
XI		LEAD ASSEMBLY, RIGHT COIL, GREEN GKP35 (19728)	B	EA	1									15	25
XI		LEAD ASSEMBLY, RIGHT COIL, BLACK GKP37 (19728)	B	EA	1									15	26
XI		ARM, BRUSH GJG35A (19728)	B	EA	2									15	27
XI		RECTIFIER GKP28 (19728)	B	EA	1									15	28
XI		SPRING, BRUSH GJG37 (19728) (COMPONENT OF PARTS KIT, ENGINE GENERATOR, FSN 2920-985-2324)	AB	EA	2									15	29
XI		LOCKNUT: ARMATURE SHAFT, 7/16-20 THD SIZE H30-200 (19728)	B	EA	1									15	30

SMR CODE	FEDERAL STOCK NUMBER	DESCRIPTION	USABLE ON CODE	UNIT OF MEAS	QTY INC IN UNIT	(6) 30-DAY DS MAINT ALLOWANCE			(7) 30-DAY GS MAINT ALLOWANCE			(8) 1-YR ALW PER 100 EQUIP CNTGY	(9) DEPOT MAINT ALW PER 100 EQUIP	(10) ILLUS-TRATION	
						(A)	(B)	(C)	(A)	(B)	(C)			(A)	(B)
X1		WASHER, LOCK: ARMATURE SHAFT	B	EA	1									15	31
X1		FAN, VENT GKP23 (19728)	B	EA	1									15	32
X1		KEY, WOODRUFF: ARMATURE SHAFT X1460A (19728) (COMPONENT OF PARTS KIT, ENGINE GENERATOR, FSN 2920-985-2324)	AB	EA	1									15	33
X1		RING, RETAINER: ARMATURE H166 (19728) (COMPONENT OF PARTS KIT, ENGINE GENERATOR FSN-2920-985-2324)	AB	EA	1									15	34
X1		HEAD ASSEMBLY, COMMUTATOR END GKP1002 (19728)	B	EA	1									15	35
X1		HEAD ASSEMBLY, DRIVE END GRP1003 (19728)	B	EA	1									15	
X1		HEAD, DRIVE END GKP3 (19728)	B	EA	1									15	36
X1		BEARING, BALL, ANNULAR X3212 (19728)	B	EA	1									15	37
X1		RETAINER, BEARING GKP31 (19728)	B	EA	1									15	38
X1		PLATE, BRUSH: GROUND GKP1016 (19728)	B	EA	1									15	39
X1		SCREW, MACHINE: BEARING RETAINER HEAD	B	EA	3									15	40
X1		WASHER: BEARING RETAINER HEAD H5-215 (19728)	B	EA	3									15	41
X1		BOLT, THRU: GENERATOR, 1/4-20 THD SIZE, 5 1/4 IN. LG MDH20A (19728)	B	EA	2									15	42
X1		ARMATURE ASSEMBLY GRP2006 (19728)	B	EA	1									15	43
X1		BEARING, BALL, ANNULAR X3212 (19728)	B	EA	1									15	44
X1		SPACER GKP27 (19728)	B	EA	1									15	45
X20		SHEAVER: GENERATOR DRIVE MD397 (66289)	B	EA	1									15	46
P O	5310-011-4378	NUT, PLAIN, HEXAGON: SUPPORT BRACKET SCREW PD77 (66289)	B	EA	2	*	*	*	*	*	*	*	*	15	47
P O	5310-261-7341	WASHER, LOCK: SUPPORT BRACKET SCREW PE3 (66289)	B	EA	2	*	*	*	*	*	*	*	*	15	48
X20		BRACKET, ADJUSTING STRAP: GENERATOR PG535 (66289)	B	EA	1									15	49

TMS-4310-227-34P		(3)	(4)	(5)	(6)			(7)			(8)	(9)	(10)		
(1)	(2)	DESCRIPTION	USABLE	UNIT	QTY	30-DAY DS MAINT ALLOWANCE			30-DAY GS MAINT ALLOWANCE			1-YR	DEPOT	ILLUS-TRATION	
SMR CODE	FEDERAL STOCK NUMBER	REF NUMBER & MFR CODE	ON CODE	OF MEAS	INC	(A)	(B)	(C)	(A)	(B)	(C)	ALW PER 100 EQUIP CNTGY	ALW PER 100 EQUIP	FIG NO	ITEM NO
X20		SCREW, TAPPING, THREAD FORMING: BENDIX COVER MTG XA73 (66289)	A	EA	4	1-20	21-50	51-100	1-20	21-50	51-100			16	1
X20		COVER, BENDIX SE165A (66289)	A	EA	1									16	2
X20		BRACKET, STARTER MOUNTING B1-347-2 (66289)	A	EA	1									16	3
P O	5310-596-4908	WASHER, LOCK: STARTER BRACKET MTG PE49 (66289)	A	EA	1	*	*	*	*	*	*	*	*	16	4
X1		SCREW, MACHINE: STARTER BRACKET MTG XC64 (66289)	A	EA	1									16	5
X20		CABLE ASSEMBLY: STARTER SWITCH TO STARTER Z259-22 (11568)	AB	EA	1									16	6
P O R	2920-991-3003	STARTER ASSEMBLY MDW4002T (19728) (INCLUDES COMPONENTS OF REPAIR KIT, FSN 2920-989-6242)	A	EA	1	*	*	*	*	*	*	*	*	16	
X1		ARMATURE P16-124 (19728)	A	EA	1									16	
X1		BOLT, THRU P36-86P (19728)	A	EA	1									16	7
X1		NUT, PLAIN, HEXAGON: THRU BOLT H3-189 (19728)	A	EA	2									16	
X1		WASHER, LOCK: THRU BOLT AND TERMINAL STUD 12X199 (19728)	A	EA	3									16	8
X1		BOLT, THRU P36-85P (19728)	A	EA	1									16	9
X1		DRIVE ASSEMBLY, BENDIX EBB56A (19728)	A	EA	1									16	
X1		CUP, CUSHION 478277 (72850)	A	EA	1									16	
X1		CUSHION 478276 (72850)	A	EA	1									16	
X1		NUT, SLOTTED, HEXAGON F4755 (72850)	A	EA	1									16	
X1		PIN, COTTER 478869 (72850)	A	EA	1									16	
X1		PINION, 11 TEETH 478287 (72850)	A	EA	1									16	
X1		SCREW, SHAFT 478275 (72850)	A	EA	1									16	
X1		SLEEVE, ANTIDRIFT 478274 (72850)	A	EA	1									16	
X1		SPACER 478269 (72850)	A	EA	1									16	
X1		SPRING, ANTIDRIFT 478268 (72850)	A	EA	1									16	
X1		STOP, PINION 478050 (72850)	A	EA	1									16	
X1		WASHER, PINION 478040 (72850)	A	EA	1									16	
X1		WASHER, THRUST 478046 (72850)	A	EA	1									16	
X1		WASHER, THRUST CAP 478271 (72850)	A	EA	1									16	

SMR CODE	FEDERAL STOCK NUMBER	DESCRIPTION	USABLE ON CODE	UNIT OF MEAS	QTY INC IN UNIT	(6) 30-DAY DS MAINT ALLOWANCE			(7) 30-DAY GS MAINT ALLOWANCE			(8) 1-YR ALW PER 100 EQUIP CNTGY	(9) DEPOT MAINT ALW PER 100 EQUIP	(10) ILLUS- TRATION	
						(A)	(B)	(C)	(A)	(B)	(C)	FIG NO	ITEM NO		
X1		REF NUMBER & MFR CODE NUT, PLAIN, HEXAGON: TERMINAL STUD X3275 (19728)	A	EA	1	1-20	21-50	51-100	1-20	21-50	51-100			16	10
X1		FRAME AND FIELD ASSEMBLY F58-14 (19728)	A	EA	1									16	
X1		HEAD ASSEMBLY: COMMUTATOR END F19-55 (19728)	A	EA	1									16	11
X1		WASHER, THRUST: COMMUTATOR END, 0.045 IN. THK P36-88P (19728)	A	EA	1									16	
X1		HEAD ASSEMBLY: DRIVE END P22-24 (19728)	A	EA	1									16	
X1		WASHER, THRUST: DRIVE END, 0.042 IN. THK P36-90P (19728)	A	EA	1									16	
X1		BRUSH SET 17-50 (19728) (COMPONENT OF PARTS KIT, ENGINE STARTER, FSN 2920-989-6242)	A	EA	1									16	12
X1		SPRING 50-130P (19728) (COMPONENT OF PARTS KIT, ENGINE STARTER, FSN 2920-989-6242)	A	EA	2									16	13
X1		WASHER MH42 (19728) (COMPONENT OF PARTS KIT, ENGINE STARTER, FSN 2920-989-6242)	A	EA	1									16	14
X1		WASHER 36-87P (19728) (COMPONENT OF PARTS KIT, ENGINE STARTER, FSN 2920-989-6242)	A	EA	1									16	
X1		WASHER 36-89P (19728) (COMPONENT OF PARTS KIT, ENGINE STARTER, FSN 2920-989-6242)	A	EA	1									16	
P O	5305-225-8499	BOLT, MACHINE: STRAP MTG MS35295-34 (96906)	A	EA	1	*	*	*	*	*	*	*	*	16	15
P O	5310-514-6674	WASHER, LOCK: STRAP MTG	A	EA	2	*	*	*	*	*	*	*	*	16	16
M O		STRAP: GROUND CABLE MTG MANUFACTURE FROM:	A	EA	1									16	17
P O	9515-542-2482	STEEL STRIP, CARBON, COLD ROLLED, 2 IN. REQUIRED				*	*	*	*	*	*	*	*	16	
P O	5310-880-7744	NUT, PLAIN, HEXAGON: GROUND CABLE MTG STRAP	A	EA	1	*	*	*	*	*	*	*	*	16	18
X20		CABLE, GROUND: STARTER TO GROUND Z259-21 (11568)	AB	EA	1									16	19
P O	5306-207-6474	BOLT, MACHINE: STARTER BRACKET XD16 (66289)	A	EA	1	*	*	*	*	*	*	*	*	16	20
X20		WASHER, LOCK: STARTER BRACKET MTG FE4 (66289)	A	EA	1									16	21
X20		CABLE: STARTER TO SWITCH, NO. 4 AWG, 10 IN. LG, W/TERMINALS YL182 (66289)	A	EA	1									16	
P O	5310-012-3221	NUT, PLAIN, HEXAGON: STARTER MTG FD79 (66289)	AB	EA	3	*	*	*	*	*	*	*	*	17	1
X20		BRACKET: STARTER MTG BH173A (66289)	B	EA	1									17	2
P O	5306-207-9160	BOLT, MACHINE: STARTER AND BRACKET MOUNTING XD28 (66289)	B	EA	3	*	*	*	*	*	*	*	*	17	3

SMR CODE	FEDERAL STOCK NUMBER	DESCRIPTION	USABLE ON CODE	UNIT OF MEAS	QTY INC IN UNIT	(6) 30-DAY DS MAINT ALLOWANCE			(7) 30-DAY GS MAINT ALLOWANCE			(8) 1-YR ALW PER 100 EQUIP CNTGY	(9) DEPOT MAINT ALW PER 100 EQUIP	(10) ILLUS-TRATION	
						(A)	(B)	(C)	(A)	(B)	(C)			(A)	(B)
X20		WASHER, LOCK: STARTER AND BRACKET MTG PE80A (66289)	B	EA	3	1-20	21-50	51-100	1-20	21-50	51-100			17	4
X20		SCREW, CAP, HEXAGON HEAD: BRACKET MTG XD32 (66289)	B	EA	2									17	5
X20		WASHER, LOCK: BRACKET MTG PE76A (66289)	B	EA	2									17	6
X20		WASHER, KEY: STARTER MTG PE52 (66289)	B	EA	2									17	7
P O	5306-298-4781	BOLT, MACHINE: STARTER MTG XD19 (66289)	B	EA	2	*	*	*	*	*	*	*	*	17	8
X20		CLIP, STARTER MOUNTING FG563 (66289)	B	EA	1									17	9
X20		SPACER: STARTER MTG (SHORT) HF463A (66289)	B	EA	1									17	10
X20		SPACER: STARTER MTG (LONG) HF463A (66289)	B	EA	1									17	11
P O R	2920-994-3049	STARTER, ENGINE, ELECTRICAL MBP4016T (19728) (INCLUDES COMPONENTS OF PARTS KIT, FSN 2920-707-1205)	B	EA	1	*	*	*	*	*	*	*	*	17	12
X20		SCREW, TAPPING, THREAD CUTTING: COVER MTG XA73 (66289)	B	EA	4									18	1
X20		COVER SE202 (66289)	B	EA	1									18	2
X1		SCREW, MACHINE: PINION HOUSING	B	EA	4									18	3
X1		WASHER, LOCK: END BELL AND HOUSING MOUNTING 12X196 (19728)	B	EA	8									18	4
X1		HOUSING ASSEMBLY, PINION PS1214C (19728)	B	EA	1									18	5
X1		PIN, STRAIGHT, HEADLESS MAB88B (19728)	B	EA	1									18	6
X1		BEARING, SLEEVE M977A (19728) (COMPONENT OF PARTS KIT, FSN 2920-707-1205)	B	EA	1									18	7
X1		DRIVE, BENDIX EBB34A (19728)	B	EA	1									18	8
X1		BEARING, SLEEVE MAB2040D (19728)	B	EA	1									18	9
X1		WASHER, THRUST: DRIVE END MPB22 (19728) (COMPONENT OF PARTS KIT, FSN 2920-707-1205)	B	EA	1									18	10
X1		WASHER, LOCK: TERMINAL STUD 12X1014 (19728)	B	EA	1									18	11
X1		NUT, PLAIN, HEXAGON: TERMINAL STUD X180 (19728)	B	EA	1									18	12
X1		STATOR, ENGINE STARTER MBP2001BS (19728)	B	EA	1									18	13
X1		BRUSH SET: ELECTRICAL CONTACT MBW2012CS (19728) (COMPONENT OF PARTS KIT, FSN 2920-707-1205)	B	EA	1									18	14
X1		BAND COVER: ELECTRICAL BRUSH MZ24U (19728)	B	EA	1									18	15

SMR CODE	FEDERAL STOCK NUMBER	DESCRIPTION REF NUMBER & MFR CODE	USABLE ON CODE	UNIT OF MEAS	QTY INC IN UNIT	(6) 30-DAY DS MAINT ALLOWANCE			(7) 30-DAY GS MAINT ALLOWANCE			(8) 1-YR ALW PER 100 EQUIP CNTGY	(9) DEPOT MAINT ALW PER 100 EQUIP	(10) ILLUS-TRATION	
						(A)	(B)	(C)	(A)	(B)	(C)			(A)	(B)
X1		SCREW, MACHINE: COVER BAND X2882 (19728)	B	EA	1	1-20	21-50	51-100	1-20	21-50	51-100			18	16
X1		END BELL, ELECTRICAL: COMMUTATOR END MBP2002B (19728)	B	EA	1									18	17
X1		BRUSH, ELECTRICAL MBP1034AS (19728)	B	EA	2									18	18
X1		WICK, FELT MAD110 (19728) (COMPONENT OF PARTS KIT, FSN 2920-707-1205)	B	EA	1									18	19
X1		ARMATURE, MOTOR MBP3049FT (19728)	B	EA	1									18	20
X1		KEY, WOODRUFF X261 (19728)	B	EA	1									18	21
X1		WASHER, THRUST M054 (19728) (COMPONENT OF PARTS KIT, FSN 2920-707-1205)	B	EA	2									18	22
X1		NUT, PLAIN, SQUARE: GENERATOR BAND X2875 (19728)	B	EA	1									18	23
X1		SPRING, SPIRAL TORSION MZ19C (19728) (COMPONENT OF PART KIT, FSN 2920-707-1205)	B	EA	4									18	24
X1		SCREW, MACHINE: COMMUTATOR END	B	EA	4									18	25
M O		LEAD, ELECTRICAL: AMMETER TO SWITCH Z259-10 (11568) MANUFACTURE FROM:	AB	EA	1									19	1
X20		TERMINAL, LUG												19	
P O	6145-164-7033	WIRE, ELECTRICAL, 4 IN. REQUIRED MILW76 (81349)				*	*	*	*	*	*			19	
M O		LEAD, ELECTRICAL: FUEL GAGE TO TANK UNIT Z259-16 (11568) MANUFACTURE FROM:	AB	EA	1									19	2
X20		TERMINAL, LUG												19	
P O	6145-164-7033	WIRE, ELECTRICAL, 8 FT REQUIRED MILW76 (81349)				*	*	*	*	*	*			19	
P O	4730-249-3914	ELBOW, PIPE: AIR PRESSURE GAGE 1-8-90E (26403)	A	EA	1	*	*	*	*	*	*	*	*	19	3
X20		ELBOW, PIPE: AIR PRESSURE GAGE 1-8-90PE (26403)	B	EA	1									19	3
X20		ADAPTER, STRAIGHT, PIPE TO TUBE: AIR PRESSURE GAGE, BRASS, 1ST END WALE 1/8-27 THD SIZE, OTHER END FEMALE 1/4-18 THD SIZE 1-4X1-8SCB (87005)	A	EA	1									19	4
P O	4730-288-9930	ADAPTER, STRAIGHT, PIPE TO TUBE: AIR PRESSURE GAGE ADAPTER 6200X4 (79470)	B	EA	1	*	*	*	*	*	*	*	*	19	4
M O		LEAD, ELECTRICAL: SWITCH TO MAGNETO Z259-18 (11568) MANUFACTURE FROM:	AB	EA	1									19	5
X20		TERMINAL, LUG												19	
P O	6145-164-7033	WIRE, ELECTRICAL, 4 FT REQUIRED MILW76 (81349)				*	*	*	*	*	*			19	

TMS-4310-227-34P		(3)	(4)	(5)	(6)			(7)			(8)	(9)	(10)	
(1)	(2)				30-DAY DS MAINT ALLOWANCE			30-DAY GS MAINT ALLOWANCE			1-YR ALW PER 100 EQUIP CNTGY	DEPOT MAINT ALW PER 100 EQUIP	ILLUS-TRATION (A)	ITEM (B)
SMR CODE	FEDERAL STOCK NUMBER	DESCRIPTION	USABLE ON CODE	UNIT OF MEAS	QTY INC	(A)	(B)	(C)	(A)	(B)	(C)	EQUIP PER 100	FIG NO	ITEM NO
M O		LEAD, ELECTRICAL: SWITCH TO FUEL GAGE Z259-12 (11568) MANUFACTURE FROM:	AB	EA	1	1-20	21-50	51-100	1-20	21-50	51-100		19	6
X20		TERMINAL, LUG											19	
X20		TERMINAL, LUG											19	
P O	6145-164-7033	WIRE, ELECTRICAL, 8 IN. REQUIRED				*	*	*	*	*	*		19	
M O		LEAD, ELECTRICAL: FUEL GAGE TO OIL TEMPERATURE GAGE X259-13 (11568) MANUFACTURE FROM:	AB	EA	1								19	7
X20		TERMINAL, LUG											19	
P O	6145-164-7033	WIRE, ELECTRICAL, 8 IN. REQUIRED MILW76 (81349)											19	
M O		LEAD, ELECTRICAL: OIL TEMPERATURE GAGE TO HOURMETER Z259-14 (11568) MANUFACTURE FROM:	AB	EA	1								19	8
X20		CONDUCTOR	A										19	
X20		CONDUCTOR 7417 (70903)	B										19	
X20		TERMINAL, LUG											19	
P O	6145-164-7033	WIRE, ELECTRICAL, 6 IN. REQUIRED MILW76 (81349)				*	*	*	*	*	*		19	
M O		LEAD, ELECTRICAL: OIL TEMPERATURE GAGE TO CRANKCASE UNIT Z259-17 (11568) MANUFACTURE FROM:	AB	EA	1								19	9
X20		TERMINAL, LUG											19	
P O	6145-164-7033	WIRE, ELECTRICAL, 36 IN REQUIRED MILW76 (81349)				*	*	*	*	*	*		19	
M O		LEAD, ELECTRICAL: SWITCH TO STARTER SWITCH Z259-11 (11568) MANUFACTURE FROM:	AB	EA	1								19	10
X20		TERMINAL, LUG											19	
X20		TERMINAL, LUG											19	
P O	6145-164-7033	WIRE, ELECTRICAL, 10 IN. REQUIRED MILW76 (81349)				*	*	*	*	*	*		19	
P O	6140-979-8805	LEAD, STORAGE BATTERY: BATTERY TO STARTER SWITCH Z259-19 (11568)	AB	EA	1	*	*	*	*	*	*	*	19	11
X20		SENDING UNIT ASSEMBLY: OIL TEMPERATURE 362X12V (57733)	A	EA	1								19	
X20		SENSING UNIT: OIL TEMPERATURE 362X24 (57733)	B	EA	1								19	
M O		TUBE ASSEMBLY: AIR PRESSURE GAGE Z259-27 (11568) MANUFACTURE FROM:	AB	EA	1								19	
X20		NUT, TUBE COUPLING 1-4CN (87005)											19	
X20		NUT, TUBE COUPLING: AIR PRESSURE GAGE M545 (87005)	B										19	
P O	4710-278-6398	TUBE, ALUMINUM ALLOY, 36 IN. REQUIRED				*	*	*	*	*	*		19	

TMS-4310-227-34P																					
(1)	(2)	(3)		(4)	(5)	(6)			(7)			(8)	(9)	(10)							
SMR CODE	FEDERAL STOCK NUMBER	DESCRIPTION	USABLE ON CODE	UNIT OF MEAS	QTY INC IN UNIT	30-DAY DS MAINT ALLOWANCE (A)	(B)	(C)	30-DAY GS MAINT ALLOWANCE (A)	(B)	(C)	1-YR ALW PER 100 EQUIP CNTGY	DEPOT MAINT ALW PER 100 EQUIP	FIG NO	ILLUS-TRATION (A)	ITEM NO					
X20		PANEL ASSEMBLY, INSTRUMENT Z259 (11568)	AB	EA	1	1-20	21-50	51-100	1-20	21-50	51-100			19							
X2F		PANEL, INSTRUMENT Z259-1 (11568)	AB	EA	1									19		12					
X20		SCREW, CAP, HEXAGON HEAD 1-4-20X1-2CS (87764)	AB	EA	2									19							
X20		SCREW, MACHINE 8-32X1-4RHMS (87764)	AB	EA	3									19							
X20		WASHER, LOCK 5-16N (79807)	AB	EA	2									19							
P O	5310-582-5965	WASHER, LOCK MS35338-6 (96906)	A	EA	3	*	*	*	*	*	*	*	*	19							
X20		WASHER, LOCK 81TL (79807)	AB	EA	3									19							
X20		WASHER, LOCK 1-4W (79807)	B	EA	3									19							
X20		NUT, SELF-LOCKING, HEXAGON 3-8-24LN (87764)	A	EA	1									19							
X20		NUT, PLAIN, HEXAGON 1-4-20N (87764)	AB	EA	2									19							
X20		NUT, PLAIN, HEXAGON 5-16-18N (87764)	AB	EA	2									19							
X20		NUT, SELF-LOCKING, HEXAGON: IGNITION SWITCH MTG 3-8-24N (87764)	AB	EA	1									19							
X20		WASHER, LOCK: IGNITION SWITCH MTG 3-8ETL (79807)	AB	EA	1									19							
P O	2920-979-8779	SWITCH, PUSH: IGNITION AND ACCESSORY YC26 (66289)	AB	EA	1	*	*	*	*	*	*	*	*	19		13					
P O	5310-584-5005	NUT, PLAIN, HEXAGON: STARTER SWITCH MTG	AB	EA	2	*	*	*	*	*	*	*	*	19		14					
P O	5310-582-5965	WASHER, LOCK: STARTER SWITCH MTG	AB	EA	2	*	*	*	*	*	*	*	*	19		15					
P O	5930-274-5124	SWITCH, PUSH: STARTER YC10 (66289)	A	EA	1	*	*	*	*	*	*	*	*	19		16					
P O	2920-444-8605	SWITCH, PUSH: STARTER YC10C (66289)	B	EA	1	*	*	*	*	*	*	*	*	19		16					
P O	5305-958-5246	SCREW, MACHINE: STARTER SWITCH MTG	AB	EA	2	*	*	*	*	*	*	*	*	19		17					
P O	6645-836-1985	METER, TIME TOTALIZING: ENGINE	A	EA	1	*	*	*	*	*	*	*	*	19		18					
P O	6645-557-0159	METER, TIME TOTALIZING (24V) M1962-1 (74400)	B	EA	1	*	*	*	*	*	*	*	*	19		18					
X20		SCREW, TAPPING, THREAD FORMING: TIME TOTALIZING METER MTG 6X1-2 (87764)	A	EA	3									19		19					
P O	5305-036-1317	SCREW, TAPPING, THREAD FORMING: TIME TOTALIZING METER MTG 6-3-8STS (87764)	B	EA	3	*	*	*	*	*	*	*	*	19		19					
P O	6620-980-0160	GAGE, OIL TEMPERATURE: ENGINE OIL D311RE9 (57733)	AB	EA	1	*	*	*	*	*	*	*	*	19		20					
P O	5580-980-0119	GAGE, PRESSURE DIAL INDICATING: AIR DISCHARGE Z259-4 (11568)	AB	EA	1	*	*	*	*	*	*	*	*	19		21					
P O	2910-999-8959	GAGE, FUEL: FUEL LEVEL D301HE9-12V (57733)	AB	EA	1	*	*	*	*	*	*	*	*	19		22					
X20		NUT, PLAIN, HEXAGON: AMMETER MTG 10-32N (87764)	AB	EA	14									19							

TMS-4310-227-34P																
(1)	(2)	(3)		(4)	(5)	(6)			(7)			(8)	(9)	(10)		
SMR CODE	FEDERAL STOCK NUMBER	DESCRIPTION	USABLE ON CODE	UNIT OF MEAS	QTY INC	30-DAY DS MAINT ALLOWANCE			30-DAY GS MAINT ALLOWANCE			1-YR ALW PER 100 EQUIP CNTGY	DEPOT MAINT ALW PER 100 EQUIP	ILLUS-TRATION (A)	ITEM (B)	
		REF NUMBER & MFR CODE				(A)	(B)	(C)	(A)	(B)	(C)			FIG NO	ITEM NO	
X20		WASHER, LOCK: AMMETER MTG SCREW 1QETL (79807)	A	EA	14										19	
X20		AMMETER YE2 (66289)	A	EA	1										19	23
X20		WASHER, LOCK: AMMETER MTG SCREW 1OETL (79807)	B	EA	14										19	
X20		AMMETER YE2 (66289)	B	EA	1										19	23
P O	5905-065-1933	RESISTOR 428289 (57733)	B	EA	3	*	*	*	*	*	*	*	*		19	24
X20		CONTROL ASSEMBLY, CHOKE Z259-7 (11568)	AB	EA	1										19	25
X20		CONTROL ASSEMBLY, CHOKE 8363 (79470)	A	EA	1										19	25
X20		CONTROL ASSEMBLY, THROTTLE VE527WAL (66289)	AB	EA	1										19	26
X20		SCREW, BLOCK AND LINK (SPECIAL) XA66 (66289)	AB	EA	2										19	27
X20		FITTING, CONTROL VE339A (66289)	AB	EA	1										19	28
X20		CONNECTOR, CONTROL SPRING VE428-1 (66289)	AB	EA	1										19	29
X20		NUT, FLAIN, HEXAGON: THROTTLE CONTROL 9-16-18N (66289)	AB	EA	1										19	30
X20		WASHER, LOCK: THROTTLE CONTROL 9-161TL (66289)	AB	EA	1										19	31
X20		ROD, CONTROL, GOVERNOR VE304C (66289)	ABC	EA	1										20	1
X20		ROD, CONTROL, GOVERNOR VE304 (66289)	D	EA	1										20	1
P O	2990-874-3232	CONTROL ASSEMBLY, GOVERNOR TIM74D (66289)	C	EA	1	*	*	*	*	*	*	*	*		20	
X20		CONTROL ASSEMBLY, GOVERNOR TT74D (66289)	D	EA	1										20	
P O	5310-427-5458	NUT, FLAIN, HEXAGON: SPRING ADJUSTING SCREW FD115-2 (66289)	C	EA	2	*	*	*	*	*	*	*	*		20	2
P O	5310-637-1058	NUT, FLAIN, HEXAGON: SPRING ADJUSTING SCREW FD115 (66289)	D	EA	2	*	*	*	*	*	*	*	*		20	2
X1		BRACE, CONTROL BRACKET PG563 (66289)	CD	EA	1										20	3
X20		GOVERNOR VE584A (66289)	CD	EA	1										20	
X20		BLOCK, SWIVEL: ADJUSTING SCREW TC301A (66289)	C	EA	1										20	4
X20		BLOCK, SWIVEL: ADJUSTING SCREW TC301-3 (66289)	D	EA	1										20	4
X20		LEVER, CONTROL: GOVERNOR ADJUSTING VB179A3 (66289)	C	EA	1										20	5
X20		LEVER, CONTROL: GOVERNOR ADJUSTING VB179A (66289)	D	EA	1										20	5
P O	5310-198-9348	WASHER, FLAT: SWIVEL BLOCK	C	EA	1	*	*	*	*	*	*	*	*		20	6
P O	5310-809-8544	WASHER, FLAT: SWIVEL BLOCK PH253 (66289)	D	EA	1	*	*	*	*	*	*	*	*		20	6

SMR CODE	FEDERAL STOCK NUMBER	DESCRIPTION REF NUMBER & MFR CODE	USABLE ON CODE	UNIT OF MEAS	QTY INC IN UNIT	(6) 30-DAY DS MAINT ALLOWANCE			(7) 30-DAY GS MAINT ALLOWANCE			(8) 1-YR ALW PER 100 EQUIP CNTGY	(9) DEPOT MAINT ALW PER 100 EQUIP	(10) ILLUS-TRATION	
						(A)	(B)	(C)	(A)	(B)	(C)			(A)	(B)
P O	5305-958-5245	SCREW, MACHINE: BRACKET MTG XC14 (66289)	CD	EA	1	*	*	*	*	*	*	*	*	20	7
P O	5310-194-9211	WASHER, LOCK: BRACKET SUPPORT SCREW MSS5310-62 (08288)	C	EA	1	*	*	*	*	*	*	*	*	20	8
P O	5310-194-9211	WASHER, LOCK: BRACKET SUPPORT MOUNTING FE55 (66289)	D	EA	1	*	*	*	*	*	*	*	*	20	8
X20		BRACKET, CONTROL VC35-2 (66289)	C	EA	1									20	9
X20		BRACKET, CONTROL VC35 (66289)	D	EA	1									20	9
X20		PIN, STRAIGHT, THREADED: LEVER SUPPORT FC393A (66289)	C	EA	1									20	10
P O	5315-265-9197	PIN, STRAIGHT, THREADED: LEVER SUPPORT FC393-2 (66289)	D	EA	1	*	*	*	*	*	*	*	*	20	10
X20		PIN, COTTER: SUPPORT PIN SPRING X11A (66289)	C	EA	1									20	11
P O	5315-839-2325	PIN, COTTER: SUPPORT PIN SPRING X1-1 (66289)	D	EA	1	*	*	*	*	*	*	*	*	20	11
X20		SPRING, HELICAL, COMPRESSION: LEVER SUPPORT PIN PM117A (66289)	C	EA	1									20	12
X20		SPRING, HELICAL, COMPRESSION: LEVER SUPPORT PIN PM117 (66289)	D	EA	1									20	12
P O	5310-809-4058	WASHER, FLAT: SUPPORT PIN MSS5310-30 (08288)	C	EA	1	*	*	*	*	*	*	*	*	20	13
P O	5310-809-4058	WASHER, FLAT: SUPPORT PIN SPRING PH84 (66289)	D	EA	1	*	*	*	*	*	*	*	*	20	13
P O	5330-841-2729	WASHER, NONMETALLIC: BRACKET TO CRANKCASE QD695 (66289)	CD	EA	1	*	*	*	*	*	*	*	*	20	14
X1		SCREW: SPRING ADJUSTING SCREW P1121C (66289)	C	EA	2									20	15
X1		SCREW: SPRING ADJUSTING SCREW P1121A (66289)	D	EA	2									20	15
X2F		LEVER, GOVERNOR CONTROL TC432B (66289)	AB	EA	1									20	16
X2F		LEVER, GOVERNOR CONTROL TC432 (66289)	D	EA	1									20	16
X20		PIN, COTTER: CONTROL ROD X132 (66289)	ABC	EA	1									20	17
X20		PIN, COTTER: CONTROL ROD X1-32 (66289)	D	EA	1									20	17
P F	2990-712-6613	SPRING, HELICAL, EXTENSION: GOVERNOR PM74A (66289)	ABC	EA	1	*	*	*	*	*	*	*	*	20	18
P F	2990-224-8188	SPRING, HELICAL, EXTENSION: GOVERNOR PM74 (66289)	D	EA	1	*	*	*	*	*	*	*	*	20	18
P F	5310-751-8657	NUT, FLAIN, HEXAGON: GOVERNOR CONTROL LEVER FD9-2 (66289)	ABC	EA	1	*	*	*	*	*	*	*	*	20	19
P F	5310-265-9213	NUT, FLAIN, HEXAGON: GOVERNOR CONTROL LEVER FD9 (66289)	D	EA	1	*	*	*	*	*	*	*	*	20	19

(1)	(2)	(3)	(4)	(5)	(6)	(7)	(8)	(9)	(10)			
SMR CODE	FEDERAL STOCK NUMBER	DESCRIPTION	USABLE ON CODE	UNIT OF MEAS	30-DAY DS MAINT ALLOWANCE (A)	30-DAY GS MAINT ALLOWANCE (A) (B) (C)	1-YR ALW PER 100 EQUIP CNTGY	DEPOT MAINT ALW PER 100 EQUIP	ILLUS-TRATION (A) (B)			
		REF NUMBER & MFR CODE		IN UNIT	1-20	21-50	51-100	1-20	21-50	51-100	FIG NO	ITEM NO
X20		NUT AND SHAFT, EXTENSION: PULLEY TO CRANKSHAFT U173 (66289)	D	EA	1						21	
X20		FIN, GROOVED, TAPERED: NUT AND SHAFT TO PULLEY, 7/32 IN. DIA, 1 1/2 IN. LG PA308 (66289)	D	EA	1						21	
X20		PULLEY, STARTING UC103F (66289)	CD	EA	1						21	1
X20		WASHER, LOCK: STARTING PULLEY PE73 (66289)	C	EA	1						21	2
X20		WASHER, LOCK: STARTING PULLEY, 5/8 IN. OD, 1.395 IN. OD, 0.036 IN. THK PE101 (66289)	D	EA	1						21	2
X20		RETAINER, SCREEN: FLYWHEEL HOUSING SE158 (66289)	ABCD	EA	1						21	3
P O	5310-582-5965	WASHER, LOCK: SHROUD MTG FE3 (66289)	ABCD	EA	8	*	*	*	*	*	21	4
P O	5305-988-1721	SCREW, MACHINE: SCREEN AND SHROUD MOUNTING XA33 (66289)	ABCD	EA	8	*	*	*	*	*	21	5
P O	5307-275-3755	STUD, PLAIN: CYLINDER HEAD MTG FC321 (66289)	ABCD	EA	1	*	*	*	*	*	21	6
X20		SPACER: CYLINDER HEAD COVER HF569 (66289)	CD	EA	1						21	7
P O	5305-269-3213	SCREW, CAP, HEXAGON HEAD: CYLINDER HEAD MTG XD29 (66289)	ABCD	EA	2	*	*	*	*	*	21	8
X20		BOLT, MACHINE: CYLINDER HEAD MTG XD30 (66289)	ABCD	EA	2						21	9
P O	2805-705-7796	HEAD, CYLINDER AB101-5S1 (66289)	ABCD	EA	1	*	*	*	*	*	21	10
P O	5310-285-2191	NUT, PLAIN, HEXAGON: CYLINDER HEAD MOUNTING PD11 (66289)	ABCD	EA	1	*	*	*	*	*	21	11
P O	5310-792-1797	WASHER, FLAT: CYLINDER HEAD MTG PH22 (66289)	ABCD	EA	6	*	*	*	*	*	21	12
X20		COVER, AIR SHROUD: CYLINDER HEAD SE155-7 (66289)	C	EA	1						21	13
X1		GASKET: CYLINDER HEAD MTG QD484 (66289) (COMPONENT OF GASKET SET, FSN 2805-353-5908)	ABCD	EA	1						21	14
P O	4730-196-1524	NIPPLE, PIPE: MUFFLER MTG	C	EA	1	*	*	*	*	*	21	15
X20		NIPPLE, PIPE: MUFFLER MTG L1158 (66289)	D	EA	1						21	15
P O	2990-677-2375	MUFFLER, EXHAUST WD66B (66289)	CD	EA	1	*	*	*	*	*	21	16
X1		GASKET: VALVE TAPPET INSPECTION COVER QD612A (66289) (COMPONENT OF GASKET SET, FSN 2805-353-5908) (CAN BE MANUFACTURED FROM PAPER, FSN 5330-233-5845)	ABC	EA	1						21	17
X1		GASKET: VALVE TAPPET INSPECTION COVER QD727 (66289) (COMPONENT OF GASKET SET, FSN 2805-353-5908) (CAN BE MANUFACTURED FROM PAPER, FSN 5330-233-5845)	D	EA	1						21	17

(1) SMR CODE	(2) FEDERAL STOCK NUMBER	(3) DESCRIPTION	(4) USABLE ON CODE	(5) UNIT OF MEAS	(6) QTY INC IN UNIT	(7) 30-DAY DS MAINT ALLOWANCE			(8) 30-DAY GS MAINT ALLOWANCE			(9) 1-YR ALW PER 100 EQUIP	(10) DEPOT MAINT ALW PER 100 EQUIP	(11) FIG NO	(12) ILLUS-TRATION (A)	(13) ITEM NO (B)
						(A)	(B)	(C)	(A)	(B)	(C)					
X2F		PLATE, ACCESS: VALVE TAPPET SA68 (66289)	ABCD	EA	1	1-20	21-50	51-100	1-20	21-50	51-100			21		18
P F	5310-205-8975	WASHER, FLAT: VALVE TAPPET INSPECTION COVER PH14 (66289)	ABCD	EA	1	*	*	*	*	*	*	*	*	21		19
P F	5306-225-8504	BOLT, MACHINE: VALVE TAPPET INSPECTION COVER XD23 (66289)	ABC	EA	1	*	*	*	*	*	*	*	*	21		20
P F	5306-637-9344	BOLT, MACHINE: VALVE TAPPET INSPECTION COVER XD23 (66289)	D	EA	1	*	*	*	*	*	*	*	*	21		20
P O	4730-366-6256	PLUG, PIPE: CRANKCASE, TIMING HOLE PF25 (66289)	ABCD	EA	1	*	*	*	*	*	*	*	*	21		21
P O	4730-193-7078	ELBOW, PIPE: ENGINE BASE DRAIN WWPS21 (81348)	C	EA	1	*	*	*	*	*	*	*	*	21		22
P O	5315-616-5512	KEY, WOODRUFF: FLYWHEEL MTG PL87 (66289)	ABCD	EA	1	*	*	*	*	*	*	*	*	21		23
X20		SHROUD, FLYWHEEL: AIR SE154 (66289)	CD	EA	1									21		24
X20		NUT, SHEET SPRING: SCREEN MTG PG315 (66289)	ABCD	EA	4									21		25
P O	5310-407-9566	WASHER, LOCK: SHROUD TO CRANKCASE MOUNTING PE4 (66289)	CD	EA	2	*	*	*	*	*	*	*	*	21		26
X20		SCREW, CAP, SOCKET HEAD: SHROUD TO CRANKCASE XB78 (66289)	CD	EA	4									21		27
X20		FLYWHEEL, CRANKSHAFT NC143 (66289)	CD	EA	1									21		28
X20		SCREEN, AIR SHROUD SE157 (66289)	ABCD	EA	1									21		29
X20		SHEAVE, STARTER UC133-12 (66289)	A	EA	1									22		1
X20		SHEAVE, STARTING U275 (66289)	B	EA	1									22		1
X20		SPACER, CYLINDER HEAD STUD HF445 (66289)	AB	EA	1									22		2
X20		COVER, AIR SHROUD: CYLINDER HEAD SE155-4 (66289)	ABD	EA	1									22		3
P O	4730-254-2744	ELBOW, PIPE: EXHAUST MS39230-6 (96906)	A	EA	1	*	*	*	*	*	*	*	*	22		4
X20		ELBOW, PIPE: EXHAUST 1-90SE (14959)	B	EA	1									22		4
X20		PLUG, PIPE: ELBOW DRAIN 1-4FP (14959)	AB	EA	1									22		5
X20		NUT, PLAIN, HEXAGON: ENGINE MTG SCREW 2-8W (87764)	A	EA	4									22		6
X20		NUT, PLAIN, HEXAGON: ENGINE MTG SCREW 2-8 (87764)	B	EA	4									22		6
X20		NUT, PLAIN, HEXAGON: ENGINE MTG SCREW 3-8H (87764)	CD	EA	4									22		6
P O	5310-010-2364	NUT, PLAIN, HEXAGON: ENGINE MTG SCREW 5-16-18N (87764)	E	EA	4	*	*	*	*	*	*	*	*	22		6

TMS-4310-227-34P																			
(1)	(2)	(3)		(4)	(5)	(6)			(7)			(8)	(9)	(10)					
SMR CODE	FEDERAL STOCK NUMBER	DESCRIPTION	USABLE ON CODE	UNIT OF MEAS	QTY INC	ALLOWANCE (A)	ALLOWANCE (B)	ALLOWANCE (C)	ALLOWANCE (A)	ALLOWANCE (B)	ALLOWANCE (C)	1-YR ALW PER 100 EQUIP CNTGY	DEPOT MAINT ALW PER 100 EQUIP	FIG NO	ITEM NO				
		REF NUMBER & MFR CODE				1-20	21-50	51-100	1-20	21-50	51-100								
X20		WASHER, LOCK: ENGINE MTG SCREW 3-8LW (79807)	ABCD	EA	4										22	7			
P O	5310-514-6674	WASHER, LOCK: ENGINE MTG SCREW 5-16ETL (79807)	E	EA	4	*	*	*	*	*	*	*	*		22	7			
X20		WASHER, FLAT: ENGINE MTG SCREW 3-8W (79807)	ABCD	EA	4										22	8			
P O	5310-081-4219	WASHER, FLAT: ENGINE MTG SCREW 5-16W (79807)	E	EA	4	*	*	*	*	*	*	*	*		22	8			
X20		SCREW, CAP, HEXAGON HEAD: ENGINE MOUNTING 3-8-16X3CS (87764)	ABCD	EA	4										22	9			
P O	5305-225-1499	BOLT, MACHINE: ENGINE MTG M458 (87764)	E	EA	4	*	*	*	*	*	*	*	*		22	9			
X20		SHROUD, AIR: FLYWHEEL SE15481 (66289)	AB	EA	1										22	10			
X20		CLAMP, AIR SHROUD M686 (11568)	B	EA	2										22				
X20		FLYWHEEL ASSEMBLY NC143ES1 (66289)	AB	EA	1										22				
X1		FLYWHEEL, CRANKSHAFT NC143E (66289)	AB	EA	1										22	1			
X2F		GEAR, RING, FLYWHEEL GH48 (66289)	AB	EA	1										22	12			
X20		GAGE AND CAP RJ152GS1 (66289)	A	EA	1										22	13			
X20		FILLER ASSEMBLY: OIL R123-15 (66289)	BD	EA	1										22				
X1		BODY: OIL FILLER RB86 (66289)	ABD	EA	1										22				
X20		CAP, FILLER OIL RJ152-2-51 (66289)	CD	EA	1										22	13			
X20		NIPPLE, PIPE: COVER AND SABER LJ66 (66289)	ABC	EA	1										22	14			
X1		GASKET: OIL FILLER CAP OD715 (66289)	C	EA	1										22				
X20		NIPPLE, PIPE: COVER AND SABER LJ310 (66289)	CD	EA	1										22	14			
X20		PIPE, STAND RM1280A (66289)	D	EA	1										22				
P F	5306-207-6501	BOLT, MACHINE: MAIN BEARING PLATE MTG, FLYWHEEL END XD15 (66289)	ABCD	EA	4	*	*	*	*	*	*	*	*		23	1			
P F	5310-407-9566	WASHER, LOCK: MAIN BEARING PLATE MTG, FLYWHEEL END PE4 (66289)	ABCD	EA	4	*	*	*	*	*	*	*	*		23	2			
X2F		PLATE, CRANKSHAFT BEARING: FLYWHEEL END BG242S1 (66289)	ABCD	EA	1										23				
X1		PLATE, BEARING BG242 (66289)	ABCD	EA	1										23	3			
X1		GASKET: BEARING, PLATE, FLYWHEEL END QD674 (66289) (COMPONENT OF GASKET SET, FSN 2805-353-5908) (CAN BE MANUFACTURED FROM PAPER, FSN 5330-233-5845)	ABCD	EA	1										23	4			

TMS-4310-227-34P						(6)			(7)			(8)	(9)	(10)		
(1)	(2)	(3)		(4)	(5)	30-DAY DS MAINT ALLOWANCE			30-DAY GS MAINT ALLOWANCE			1-YR	DEPOT	ILLUS-		
SMR CODE	FEDERAL STOCK NUMBER	DESCRIPTION	USABLE ON CODE	UNIT OF MEAS	QTY INC	(A)	(B)	(C)	(A)	(B)	(C)	ALW PER 100 EQUIP CNTGY	ALW PER 100 EQUIP	FIG NO	TRATION (A)	ITEM NO (B)
		REF NUMBER & MFR CODE			IN UNIT	1-20	21-50	51-100	1-20	21-50	51-100					
P F	2805-366-6141	GASKET: CRANKSHAFT OIL SEAL PH193 (66289)	ABCD	EA	1	*	*	*	*	*	*	*	*	23	5	
P F	2805-146-6694	RETAINER, CRANKSHAFT: OIL SEAL SD39 (66289)	ABCD	EA	1	*	*	*	*	*	*	*	*	23	6	
P F	2805-353-5861	CRANKSHAFT ASSEMBLY CA48DS1 (66289)	ABCD	EA	1	*	*	*	*	*	*	*	*	23		
A F		BEARING ASSEMBLY ME84 (66289)	ABCD	EA	2									23		
P F	3110-100-0516	CUP, TAPERED ROLLER BEARING ME59-1 (66289)	ABCD	EA	2	*	*	*	*	*	*	*	*	23	7	
P F	3110-100-3145	CONE AND ROLLERS, TAPERED ROLLER BEARING ME84-1 (66289)	ABCD	EA	2	*	*	*	*	*	*	*	*	23	8	
X2F		GEAR, HELICAL: TIMING GA39 (66289)	ABCD	EA	1									23	9	
X1		CRANKSHAFT, ENGINE CA48D (66289)	ABCD	EA	1									23	10	
X2F		KEY, WOODRUFF: TIMING GEAR MTG PL55 (66289)	ABCD	EA	1									23	11	
P F	2805-921-4948	CONNECTING ROD ASSEMBLY DA49AS1 (66289)	ABCD	EA	1	*	*	*	*	*	*	*	*	23		
X1		CONNECTING ROD	ABCD	EA	1									23	12	
P F	5310-188-7848	NUT, PLAIN, HEXAGON: CONNECTING ROD PD10 (66289)	ABCD	EA	2	*	*	*	*	*	*	*	*	23	13	
P F	5310-514-7091	NUT, STAMPED: CONNECTING ROD FD181 (66289)	ABC	EA	2	*	*	*	*	*	*	*	*	23	14	
P F	5310-010-7822	NUT, STAMPED: CONNECTING ROD FD181 (66289)	D	EA	2	*	*	*	*	*	*	*	*	23	14	
P F	2805-464-3743	SHIM: CONNECTING ROD QA113 (66289)	ABCD	EA	2	*	*	*	*	*	*	*	*	23	15	
P F	5306-514-8458	BOLT, SHOULDER: CONNECTING ROD FB148 (66289)	ABCD	EA	2	*	*	*	*	*	*	*	*	23	16	
P F	3120-516-1778	BEARING, SLEEVE: PISTON PIN HG133A (66289)	ABCD	EA	1	*	*	*	*	*	*	*	*	23	17	
P F	2805-654-3471	PISTON, INTERNAL COMBUSTION ENGINE: STANDARD DB209-3SP (66289) (INCLUDES 2 EA RING, FSN 5340-143-6669)	ABCD	EA	1	*	*	*	*	*	*	*	*	23	18	
X1		PIN, PISTON DE65 (66289)	ABCD	EA	1									23	19	
X2F		PISTON, INTERNAL COMBUSTION ENGINE: .200 OVERSIZE 3SP20 (66289) (INCLUDES 2 EA RING, FSN 5340-143-6669)	ABCD	EA	1									23		
X1		PIN, PISTON DE65 (66289)	ABCD	EA	1									23		
X2F		PISTON, INTERNAL COMBUSTION ENGINE: .040 OVERSIZE DB209-3SP40 (66289) (INCLUDES 2 EA RING, FSN 5340-143-6669)	ABCD	EA	1									23		
X1		PIN, PISTON DE65 (66289)	ABCD	EA	1									23		

TMS-4310-227-34P		(3)	(4)	(5)	(6)			(7)			(8)	(9)	(10)		
(1)	(2)	DESCRIPTION	USABLE	UNIT	QTY	30-DAY DS MAINT ALLOWANCE			30-DAY GS MAINT ALLOWANCE			1-YR	DEPOT	ILLUS-	ITEM
SMR	FEDERAL		ON	OF	INC	(A)	(B)	(C)	(A)	(B)	(C)	ALW	MAINT	TRATION	(B)
CODE	STOCK	REF NUMBER & MFR CODE	CODE	MEAS	IN	1-20	21-50	51-100	1-20	21-50	51-100	PER	ALW	(A)	NO
NUMBER	NUMBER			UNIT	UNIT							100	PER	FIG	NO
												EQUIP	100	NO	
												CNTGY	EQUIP		
P F	5340-143-6669	RING, RETAINING: PISTON PIN PK52 (66289)	ABCD	EA	2	*	*	*	*	*	*	*	*	23	20
P F	2805-585-4125	RING SET, PISTON: STANDARD DR6D (66289)	ABCD	EA	1	*	*	*	*	*	*	*	*	23	
X1		RING, COMPRESSION: PISTON DC163C (66289)	ABCD	EA	1									23	21
X1		RING, PISTON: SCRAPER DC163-1 (66289)	ABCD	EA	2									23	22
X1		RING, OIL DC186 (66289)	ABCD	EA	1									23	23
X2F		RING SET, PISTON: 0.20 OVERSIZE	ABCD	EA	1									23	
X1		RING, COMPRESSION: PISTON DC163CS20 (66289)	ABCD	EA	1									23	
X1		RING, PISTON: SCRAPER DC163 (66289)	ABCD	EA	2									23	
X1		RING, OIL: PISTON DC186S20 (66289)	ABCD	EA	1									23	
X2F		RING SET, PISTON: .040 OVERSIZE RSM513961-3 (96906)	ABCD	EA	1									23	
X1		RING, PISTON: COMPRESSION DC163CS40 (66289)	ABCD	EA	1									23	
X1		RING, OIL: PISTON DC186S40 (66289)	ABCD	EA	1									23	
X1		RING, SCRAPER: PISTON DC163-1S40 (66289)	ABCD	EA	2									23	
P F	5305-269-3211	SCREW, CAP, HEXAGON: HEAD MAIN BEARING PLATE MTG, TAKE-OFF END XD27 (66289)	ABCD	EA	4	*	*	*	*	*	*	*	*	23	24
P F	5310-637-2534	WASHER, LOCK: MAIN BEARING PLATE MTG, TAKE-OFF END FB5 (66289)	ABCD	EA	4	*	*	*	*	*	*	*	*	23	25
X2F		PLATE ASSEMBLY: BEARING, TAKE-OFF END BQ241S1 (66289)	ABCD	EA	1									23	
X1		PLATE, BEARING BQ241 (66289) (INCLUDES 1 EA CUP, FSN 3110-100-0516)	ABCD	EA	1									23	26
X1		GASKET: MAIN BEARING PLATE, TAKE-OFF END, 0.003 IN. THK QD487B (66289) (COMPONENT OF GASKET SET, FSN 2805-353-5908)	ABCD	EA	1									23	27
X1		GASKET: MAIN BEARING PLATE, TAKE-OFF END, 0.006 IN. THK QD487A (66289) (COMPONENT OF GASKET SET, FSN 2805-353-5908)	ABCD	EA	3									23	28
X20		SCREW, CAP, HEXAGON HEAD: STUD EXTENSION SHAFT MTG 5-16-24X1 (87764)	E	EA	4									23	
X20		SHAFT STUD EXTENSION: SHEAVE M725 (11568)	E	EA	1									23	
X2F		CYLINDER AND CRANKCASE AA91A54S8 (66289) (INCLUDES 1 EA CUP, FSN 3110-100-0516)	A	EA	1									24	1

TMS-4310-227-34P																
(1)	(2)	(3)		(4)	(5)	(6)			(7)			(8)	(9)	(10)		
SMR CODE	FEDERAL STOCK NUMBER	DESCRIPTION	USABLE ON CODE	UNIT OF MEAS	QTY INC IN UNIT	30-DAY DS MAINT ALLOWANCE (A) (B) (C)			30-DAY GS MAINT ALLOWANCE (A) (B) (C)			1-YR ALW PER 100 EQUIP CNTGTY	DEPOT MAINT ALW PER 100 EQUIP	FIG NO	ILLUS-TRATION (A) (B) ITEM NO	
		REF NUMBER & MFR CODE				1-20	21-50	51-100	1-20	21-50	51-100					
X2F		CYLINDER AND CRANKCASE ASSEMBLY AA91A6SS (66289) (INCLUDES 1 EA CUP, FSN 3110-100-0516)	B	EA	1										24	1
X2F		CYLINDER AND CRANKCASE ASSEMBLY AA91A9SS (66289)	C	EA	1										24	1
X2F R		CYLINDER AND CRANKCASE ASSEMBLY AA91A8S (66289)	D	EA	1										24	1
X2F		BOLT, MACHINE: VALVE TAPPET INSPECTION COVER XD23 (66289)	ABCD	EA	1										24	
X2F		PLATE, ACCESS: VALVE TAPPET SA68 (66289)	ABCD	EA	1										24	
X1		GASKET: VALVE TAPPET INSPECTION COVER QD612A (66289)	ACD	EA	1										24	
X1		CYLINDER AND CRANKCASE AA91A54 (66289)	A	EA	1										24	
X1		CYLINDER AND CRANKCASE AA91A6 (66289)	B	EA	1										24	
X1		CYLINDER AND CRANKCASE AA91A9 (66289)	C	EA	1										24	
X1		CYLINDER AND CRANKCASE AA91A (66289)	D	EA	1										24	
P F	2805-776-8153	VALVE, POPPET, EXHAUST AE75D (66289)	ABCD	EA	2	*	*	*	*	*	*	*	*	*	24	2
P F	2805-776-8151	INSERT, VALVE SEAT HS201D (66289)	ABCD	EA	2	*	*	*	*	*	*	*	*	*	24	3
P F	5315-710-9252	PIN, HOLLOW: VALVE GUIDE AD43 (66289)	ABCD	EA	2	*	*	*	*	*	*	*	*	*	24	4
P F	2805-339-5598	LIFTER, VALVE F63 (66289)	ABCD	EA	2	*	*	*	*	*	*	*	*	*	24	5
P F	5306-038-4416	BOLT, MACHINE: VALVE ADJUSTING FB169A (66289)	ABCD	EA	2	*	*	*	*	*	*	*	*	*	24	6
P F	2805-277-2918	LOCK, VALVE SPRING RETAINER AH9 (66289)	ABCD	EA	4	*	*	*	*	*	*	*	*	*	24	7
P F	2805-301-2940	ROTATOR, VALVE SPRING AG31 (66289)	ABCD	EA	2	*	*	*	*	*	*	*	*	*	24	8
P F	2805-664-7876	SPRING, HELICAL COMPRESSION: VALVES AP54 (66289)	ABCD	EA	2	*	*	*	*	*	*	*	*	*	24	9
P F	2805-620-0156	SEAT, SPRING, CENTERING AG34B (66289)	ABCD	EA	2	*	*	*	*	*	*	*	*	*	24	10
P F	5306-299-2393	BOLT, MACHINE: BRACKET MTG XD6 (66289)	ABCD	EA	2	*	*	*	*	*	*	*	*	*	24	11
X2F		BRACKET, SUPPORT: GOVERNOR SHAFT TC325 (66289)	ABCD	EA	1										24	12
X1		GASKET: GOVERNOR YOKE BRACKET QD571 (66289) (COMPONENT OF GASKET SET, FSN 2805-353-5908) (CAN BE MANUFACTURED FROM PAPER, FSN 5330-233-5846)	ABCD	EA	1										24	13
X2F		YOKE, GOVERNOR TC324D (66289)	ABCD	EA	1										24	14
P F	5315-616-4492	PIN, SPRING: GOVERNOR FLYWEIGHT PA340 (66289)	ABCD	EA	2	*	*	*	*	*	*	*	*	*	24	15

TMS-4310-227-34P		(3)	(4)	(5)	(6)			(7)			(8)	(9)	(10)			
(1)	(2)	DESCRIPTION	USABLE	UNIT	QTY	30-DAY DS MAINT ALLOWANCE			30-DAY GS MAINT ALLOWANCE			1-YR	DEPOT	ILLUS-	ITEM	
SMR CODE	FEDERAL STOCK NUMBER	REF NUMBER & MFR CODE	ON CODE	OF MEAS	IN UNIT	(A)	(B)	(C)	(A)	(B)	(C)	ALW PER 100 EQUIP CNTGY	ALW PER 100 EQUIP	FIG NO	TRATION (A)	NO (B)
X2F		FLYWEIGHT, GOVERNOR TC322DS1 (66289)	ABCD	EA	2	1-20	21-50	51-100	1-20	21-50	51-100			24		16
X2F		CAMSHAFT ASSEMBLY EA110BS1 (66289)	ABC	EA	1									24		
X2F		CAMSHAFT ASSEMBLY EA110BXS1 (66289)	D	EA	1									24		
X1		GEAR, HELICAL: CAMSHAFT GB50 (66289)	ABCD	EA	1									24		17
X2F		KEY, WOODRUFF: NO. 3 PL21 (66289)	ABCD	EA	1									24		18
X1		CAMSHAFT EA110C (66289)	ABCD	EA	1									24		19
X2F		PLUG, EXPANSION: CAMSHAFT SUPPORT PIN HOLE SA26 (66289)	ABCD	EA	2									24		20
X1		PIN, CAMSHAFT SUPPORT FA314-1 (66289)	ABCD	EA	1									24		21
X2F		SPACER, GOVERNOR THRUST SLEEVE TC433 (66289)	ABCD	EA	1									24		22
P F	3120-353-5942	BEARING, SLEEVE: GOVERNOR THRUST TC323A (66289)	ABCD	EA		*	*	*	*	*	*	*	*	24		23
P F	5306-299-2393	BOLT, MACHINE: ENGINE BASE TO CRANKCASE XD6 (66289)	ABCD	EA	12	*	*	*	*	*	*	*	*	24		24
P F	5310-582-5965	WASHER, LOCK: ENGINE BASE TO CRANKCASE FE3 (66289)	ABCD	EA	12	*	*	*	*	*	*	*	*	24		25
P O	4730-228-1619	CAP, PIPE: ENGINE BASE DRAIN WWP521TYPE1 (81348)	ABCD	EA	1	*	*	*	*	*	*	*	*	24		26
P O	4730-196-1503	NIPPLE, PIPE: OIL BASE DRAIN 3-8X1-2 (78590)	ABD	EA	1	*	*	*	*	*	*	*	*	24		27
P O	4730-193-7078	ELBOW, PIPE: ENGINE BASE DRAIN 3-890FE (78590)	ABD	EA	1	*	*	*	*	*	*	*	*	24		28
X1		GASKET: OIL FILLER COVER QD715 (66289)	ABC	EA	1									24		
X20		NIPPLE, PIPE: ENGINE BASE DRAIN 3-8X4FN (11568)	ABCD	EA	1									24		29
X2F		BASE, ENGINE BB128A (66289)	ABCD	EA	1									24		30
X1		GASKET: ENGINE BASE QD675 (66289) (COMPONENT OF GASKET SET, FSN 2805-353-5908)	ABCD	EA	1									24		31
P F	2805-020-8550	PUMP, OIL K100C (66289)	ABCD	EA	1	*	*	*	*	*	*	*	*	25		
X2F		SCREW, CAP, HEXAGON HEAD: OIL PUMP MTG XD5 (66289)	ABCD	EA	2									25		1
P F	5310-582-5965	WASHER, LOCK: OIL PUMP MTG FE3 (66289)	ABCD	EA	2	*	*	*	*	*	*	*	*	25		2
X1		BODY ASSEMBLY, OIL PUMP KA64-2S1 (66289)	ABCD	EA	1									25		3
X1		SEAT, INSERT CHECK KF30 (66289)	ABCD	EA	1									25		4
X2F		BALL, BEARING: OIL PUMP BODY ME38A (66289)	ABCD	EA	1									25		5

TMS-4310-227-34P						(6)			(7)			(8)	(9)	(10)	
(1)	(2)	(3)		(4)	(5)	30-DAY DS MAINT ALLOWANCE			30-DAY GS MAINT ALLOWANCE			1-YR	DEPOT	ILLUS-TRATION	
SMR CODE	FEDERAL STOCK NUMBER	DESCRIPTION	USABLE ON CODE	UNIT OF MEAS	QTY IN UNIT	(A)	(B)	(C)	(A)	(B)	(C)	ALW PER 100 EQUIP CNTGY	ALW PER 100 EQUIP	FIG NO	ITEM NO
		REF NUMBER & MFR CODE				1-20	21-50	51-100	1-20	21-50	51-100				
X1		PLUG, PIPE: OIL PUMP BODY	ABCD	EA	1									25	6
X1		PLUG, PIPE: OIL PUMP BODY PF51A (66289)	ABCD	EA	1									25	7
X1		SPRING, HELICAL, COMPRESSION: OIL PUMP OUTLET PM165 (66289)	ABCD	EA	1									25	8
X2F		BALL, BEARING: OIL PUMP ME38 (66289)	ABCD	EA	1									25	9
X1		PLUG, PIPE: OIL PUMP BODY PF18A (66289)	ABCD	EA	1									25	10
X1		RETAINER, CHECK BALL: PLUNGER SPRING PK50A (66289)	ABCD	EA	1									25	11
P F	5340-147-3745	SPRING, HELICAL COMPRESSION: OIL PUMP PLUNGER PMS8 (66289)	ABCD	EA	1	*	*	*	*	*	*	*	*	25	12
X1		PLUNGER, OIL PUMP KF27B (66289)	ABCD	EA	1									25	13
X1		HEAD, PLUNGER ROD KF29 (66289)	ABCD	EA	1									25	14
X1		PIN, STRAIGHT, HEADLESS: PLUNGER KF26 (66289)	ABCD	EA	1									25	15
X1		CAP, PUSH ROD KF19A (66289)	ABCD	EA	1									25	16
X1		STRAINER, OIL PUMP RD137 (66289)	ABCD	EA	1									25	17
P O	4730-045-9769	PLUG, PIPE: OIL DRAIN XK3A (66289)	D	EA	1	*	*	*	*	*	*	*	*	25	
P O	4730-132-0358	PLUG, PIPE: OIL FILLER XK4 (66289)	D	EA	1	*	*	*	*	*	*	*	*	25	
X20		DRAIN, OIL, EXTENSION M742 (11568)	E	EA	1									25	
X20		O RING: OIL DRAIN EXTENSION OR11 (11568)	E	EA	1									25	
P O	2910-807-7153	GASKET SET: CARBURETOR C181-329 (79960)	ABCD	EA	1	*	*	*	*	*	*	*	*		
		1-GASKET													
		1-WASHER													
		1-WASHER													
		1-WASHER													
P O	2805-353-5908	GASKET SET: ENGINE OVERHAUL Q22 (66289)	ABCD	EA	1	*	*	*	*	*	*	*	*		
		1-GASKET												6	9
		1-GASKET												9	5
		1-GASKET												11	5
		1-GASKET												11	10
		1-GASKET												21	14
		1-GASKET												21	17
		1-GASKET												21	17
		1-GASKET												23	4
		1-GASKET												23	27

TMS-4310-227-34P		(3)	(4)	(5)	(6)			(7)			(8)	(9)	(10)	
(1)	(2)				30-DAY DS MAINT ALLOWANCE			30-DAY GS MAINT ALLOWANCE			1-YR ALW PER 100	DEPOT MAINT ALW PER 100 EQUIP	ILLUS-TRATION (A)	ITEM (B)
SMR CODE	FEDERAL STOCK NUMBER	DESCRIPTION	USABLE ON CODE	UNIT OF MEAS	QTY INC	(A)	(B)	(C)	(A)	(B)	(C)	EQUIP CNTGY	FIG NO	ITEM NO
		REF NUMBER & MFR CODE				1-20	21-50	51-100	1-20	21-50	51-100			
		9-GASKET											23	28
		1-GASKET											24	13
		1-GASKET											24	31
P O	2920-893-6031	PARTS KIT: IGNITION MAGNETO SK79 (82796)	ABCD	EA	1	*	*	*	*	*	*	*	9	
		1-WASHER											9	15
		1-SEAL											9	16
		1-WASHER											9	17
		1-GASKET											9	21
		1-RING											9	22
		1-RING											9	23
		1-CONTACT SET											9	24
		1-BEARING											9	29
		2-SHIM											9	31
		1-CLIP											9	32
		1-CONDENSER											10	1
		1-SEAL											10	3
		2-SCREW											10	4
P O	2920-989-6242	PARTS KIT, ELECTRICAL, ENGINE STARTER KIT19728-57 (81336)	A	EA	1	*	*	*	*	*	*	*	16	
		1-BRUSH											16	12
		2-SPRING											16	13
		1-WASHER											16	14
		1-WASHER											16	
		1-WASHER											16	
P O	2920-707-1205	PARTS KIT, ELECTRICAL, ENGINE STARTER KIT19728-1 (81336)	B	EA	1	*	*	*	*	*	*	*		
		1-BEARING											18	7
		1-BEARING											18	10
		1-WASHER											18	14
		1-BRUSH											18	19
		1-SEAL											18	22
		1-WICK											18	24
		2-WASHER											18	
		4-SPRING											18	
		1-WASHER												
		2-WASHER												
P O	2920-985-2324	PARTS KIT: GENERATOR KIT19728-56 (81336)	A	EA	1	*	*	*	*	*	*	*		
		2-SPRING											13	17
		1-BRUSH											13	20
		1-CONDENSER											13	26

SMR CODE	FEDERAL STOCK NUMBER	DESCRIPTION REF NUMBER & MFR CODE	USABLE ON CODE	UNIT OF MEAS	QTY INC IN UNIT	(6) 30-DAY DS MAINT ALLOWANCE			(7) 30-DAY GS MAINT ALLOWANCE			(8) 1-YR ALW PER 100 EQUIP CNTGY	(9) DEPOT MAINT ALW PER 100 EQUIP	(10) ILLUS-TRATION		
						(A)	(B)	(C)	(A)	(B)	(C)			(A)	(B)	
		1-KEY														
		1-RING														
P O	2920-985-2324	PARTS KIT: GENERATOR KIT201 (19728)	B	EA	1	*	*	*	*	*	*	*	*			
		1-BRUSH													15	14
		1-CONDENSER													15	15
		2-SPRING													15	29
		1-KEY													15	33
		1-RING													15	34
		GROUP 05 - IDLING DEVICE, GOVERNOR BODY AND SPINDLE														
X20		NUT, PLAIN, HEXAGON: PILOT VALVE MTG M463 (11568)	BDE	EA	1										26	1
P O	4310-064-8823	VALVE, PILOT Z222 (11568)	BDE	EA	1	*	*	*	*	*	*	*	*		26	2
X1		STUD, PILOT: VALVE MTG 11-3-10 (11568)	BDE	EA	1										26	
X20		TUBE ASSEMBLY: SENSING UNIT TEE TO MANIFOLD, 1/4 IN. 14 IN. LG 1-4X14RT (11568)	B	EA	1										26	3
X20		TUBE: TEE TO MANIFOLD M700 (11568)	D	EA	1										26	3
X20		TUBE: HIGHT PRESSURE INTAKE MANIFOLD TO PILOT VALVE M700 (11568)	E	EA	1										26	3
X20		TUBE: SENSING M727 (11568)	E	EA	1										26	
X20		VALVE: THROTTLE CONTROL M547 (11568)	BDE	EA	1										26	4
X20		BRACKET: THROTTLE CONTROL M711 (11568)	D	EA	1										26	5
X20		SCREW, MACHINE: THROTTLE TUBE, CLIP 6-328-3-4CS (87764)	B	EA	1										26	6
P O	2990-064-8833	CONTROL ASSEMBLY, THROTTLE Z249 (11568)	B	EA	1	*	*	*	*	*	*	*	*		26	
X20		NUT, LOCK 3-8-24LN (87764)	B	EA	1										26	
X1		BRACKET: THROTTLE CONTROL M556 (11568)	B	EA	1										26	
X1		CLAMP, LOOP: SENSING TUBE HOLD-DOWN, 1/4 IN. TUBE SIZE M686 (11568)	B	EA	1										26	7
X1		TUBE ASSEMBLY 1-4X3-8-1-2AT (11568)	B	EA	1										26	8
X1		NUT, TUBE COUPLING 61X4 (79470)	B	EA	1										26	
X1		SLEEVE, COMPRESSION, TUBE HOSE FITTING 60X4 (79470)	B	EA	1										26	
X1		COLLAR, SHAFT VB82 (66289)	B	EA	1										26	9

TMS-4310-227-34P		(3)	(4)	(5)	(6)			(7)			(8)	(9)	(10)	
(1)	(2)				30-DAY DS MAINT ALLOWANCE			30-DAY GS MAINT ALLOWANCE			1-YR ALW PER 100 EQUIP CNTGY	DEPOT MAINT ALW PER 100 EQUIP	ILLUS-TRATION (A)	ITEM (B)
SMR CODE	FEDERAL STOCK NUMBER	DESCRIPTION	USABLE ON CODE	UNIT OF MEAS	QTY INC	(A)	(B)	(C)	(A)	(B)	(C)	FIG NO	ITEM NO	
		REF NUMBER & MFR CODE				1-20	21-50	51-100	1-20	21-50	51-100			
X1		CONNECTING LINK, RIGID VB73B (66289)	B	EA	1							26		
X1		CYLINDER: THROTTLE M580 (11568)	B	EA	1							26	10	
X20		TUBE: HIGH PRESSURE MANIFOLD M701 (11568)	D	EA	1							26		
X20		NUT, PLAIN, HEXAGON: THROTTLE TUBE CLIP 6-32SN (87764)	B	EA	1							26	11	
X20		WASHER, LOCK: THROTTLE TUBE SCREW CLIP 6ETL (79807)	B	EA	1							26	12	
P O	4730-221-3902	ELBOW, PIPE TO TUBE: INTAKE MANIFOLD TUBE 6400X4 (79470)	B	EA	1	*	*	*	*	*	*	26	13	
X20		TUBE ASSEMBLY: INTAKE MANIFOLD TO INTAKE MANIFOLD M661 (11568)	B	EA	1							26	14	
X1		NUT, COMPRESSION SE5-96 (11568)	B	EA	1							26		
X1		NUT, COMPRESSION 11-4 (87005)	DE	EA	1							26		
X20		LEVER: THROTTLE M712 (11568)	D	EA	1							26		
P O	4730-288-9930	ADAPTER, STRAIGHT, PIPE TO TUBE 6200X4 (79470)	B	EA	1	*	*	*	*	*	*	26	15	
X20		ADAPTER: PILOT VALVE TO TUBE M508 (11568)	D	EA	1							26	15	
P O	4730-277-7346	TEE, PIPE TO TUBE 72X4 (79470)	B	EA	2	*	*	*	*	*	*	26	16	
X20		TEE, W/NUT M535 (87005)	DE	EA	2							26	16	
X20		CYLINDER, PNEUMATIC Z266 (11568)	D	EA	1							26		
P O	5305-984-6212	SCREW, MACHINE: CYLINDER MTG 10-24X3-4MS (87764)	BD	EA	2	*	*	*	*	*	*	26	17	
X20		NUT, PLAIN, HEXAGON: CYLINDER MTG SCREW 10-24N (87764)	BD	EA	2							26	18	
X20		ARM, THROTTLE M703 (11568)	EA	EA	1							26		
X20		BRACKET: THROTTLE CYLINDER MTG M723 (11568)	E	EA	1							26		
X20		BUSHING, REDUCER 1-4X18PB (11568)	E	EA	1							26		
X20		CYLINDER: THROTTLE Z266 (11568)	E	EA	1							26		
P O	4730-142-1593	INVERTED NUT, TUBE COUPLING: MANIFOLD AND PILOT VALVE TUBES 11-4 (87005)	D	EA	4	*	*	*	*	*	*	26		
X20		NUT, COMPRESSION: MANIFOLD TUBE M545 (11568)	D	EA	2							26		
X20		NUT, COMPRESSION: PILOT VALVE TO THROTTLE CYLINDER TUBE M545 (11568)	E	EA	2							26		

(1)	(2)	(3)	(4)	(5)	(6)	(7)	(8)	(9)	(10)	
SMR CODE	FEDERAL STOCK NUMBER	DESCRIPTION	USABLE ON CODE	UNIT OF MEAS	QTY INC	30-DAY DS MAINT ALLOWANCE (A) (B) (C)	30-DAY GS MAINT ALLOWANCE (A) (B) (C)	1-YR ALW PER 100 EQUIP CNTGY	DEPOT MAINT ALW PER 100 EQUIP	ILLUS-TRATION (A) (B)
		REF NUMBER & MFR CODE			IN UNIT	1-20 21-50 51-100	1-20 21-50 51-100			FIG NO ITEM NO
X20		NUT, PLAIN, HEXAGON: THROTTLE ARM MTG 8-32N (87764)	E	EA	1					26
X20		SCREW, CAP 10-24X3-4CS (66289)	D	EA	1					26
X20		SCREW, MACHINE: THROTTLE ARM MTG 8X3-8MS (87764)	E	EA	1					26
X20		SLEEVE, COMPRESSION: MANIFOLD TUBE M546 (11568)	D	EA	2					26
X20		SLEEVE, COMPRESSION: PILOT VALVE TO THROTTLE CYLINDER TUBE M546 (11568)	E	EA	1					26
X20		TUBE: PILOT VALVE TO TANK W701 (11568)	D	EA	1					26
X20		TUBE: PILOT VALVE TO THROTTLE CYLINDER M726 (11568)	E	EA	1					26
X1		CAP, RELIEF VALVE SE5-85 (11568) (COMPONENT OF PARTS KIT, FSN 4310-875-4109)		EA	1					27 1
X20		SPRING, HELICAL, COMPRESSION SE5-90 (11568) (COMPONENT OF PARTS KIT, FSN 4310-875-4109)		EA	1					27 2
X1		BALL, BEARING SE5-95 (11568) (COMPONENT OF PARTS KIT, FSN 4310-875-4109)		EA	1					27 3
X1		BODY, RELEASE VALVE SE30-101 (11568) (COMPONENT OF PARTS KIT, FSN 4310-875-4109)		EA	1					27 4
X1		GASKET: BODY H122 (11568) (COMPONENT OF PARTS KIT, FSN 4310-875-4109)		EA	1					27 5
X1		BEARING, SLEEVE SE5-97 (11568) (COMPONENT OF PARTS KIT, FSN 4310-875-4109)		EA	1					27 6
X20		PLATE, RAFFLE RE14-104 (11568)		EA	1					27 7
X20		BODY, GOVERNOR NR80 (11568)		EA	1					27 8
X1		GASKET: SHIM SET, GOVERNOR BODY SE14-30A (11568) (SET OF 3) (COMPONENT OF GASKET SET, FSN 4310-875-4110)		EA	1					27 9
X20		WASHER, FLAT: SPINDLE SPACER RE14-83B (11568)		EA	1					27 10
P O	5305-269-3211	SCREW, CAP, HEXAGON HEAD: BODY TO CRANKCASE C177-3 (91340)		EA	4	*	*	*	*	27 11
X20		SPINDLE, GOVERNOR SE5-83B (11568)		EA	1					27 12
P O	5310-209-0965	WASHER, LOCK: GOVERNOR SPINDLE SCREW MS35338-9 (96906)		EA	1	*	*	*	*	27 13

TMS-4310-227-34P		(3)	(4)	(5)	(6)			(7)			(8)	(9)	(10)	
(1)	(2)				30-DAY DS MAINT ALLOWANCE			30-DAY GS MAINT ALLOWANCE			1-YR ALW PER 100 EQUIP CNTGY	DEPOT MAINT ALW PER 100 EQUIP	ILLUS-TRATION (A)	ITEM (B)
SMR CODE	FEDERAL STOCK NUMBER	DESCRIPTION	USABLE ON CODE	UNIT OF MEAS	QTY INC	(A)	(B)	(C)	(A)	(B)	(C)	EQUIP PER 100	FIG NO	ITEM NO
P O	5305-710-4192	SCREW, CAP, HEXAGON HEAD: GOVERNOR SPINDLE MS35292-87 (96906)		EA	1	*	*	*	*	*	*	*	27	14
P O	5310-802-4701	WASHER, FLAT: GOVERNOR SPRING 091165 (09367)		EA	1	*	*	*	*	*	*	*	27	15
X1		SPRING, HELICAL, COMPRESSION SE5-91 (11568) (COMPONENT OF PARTS KIT, FSN 4310-875-4109)		EA	1								27	16
X20		GUIDE, SPRING SE5-87 (11568)		EA	1								27	17
X20		WIGHT, GOVERNOR SE5-82 (11568)		EA	2								27	18
X1		PLUNGER, RELEASE VALVE SE5-86B (11568) (COMPONENT OF PARTS KIT, FSN 4310-875-4109)		EA	1								27	19
X1		GASKET: GOVERNOR BODY COVER SE14-89 (11568) (COMPONENT OF GASKET SET, FSN 4310-875-4110)		EA	1								27	20
X20		COVER, GOVERNOR BODY RE10-100 (11568)		EA	1								27	21
X20		BREATHER: INLOADER Z60A (11568)		EA	1								27	22
X20		SCREW, MACHINE: COVER PLATE SE14-84 (11568)		EA	6								27	23
X20		H110P (11568)												
X20		WIRE, LOCK: WEIGHT PIN SE5-98 (11568)		EA	2								27	25
P O	5315-846-4881	PIN, STRAIGHT, HEADLESS: GOVERNOR WEIGHT SE5-92 (11568)		EA	2	*	*	*	*	*	*	*	27	26
P O	4310-875-4109	PARTS KIT, RELEASE VALVE Z124-14 (11568)		EA	1	*	*	*	*	*	*	*		
		1-CAP											22	1
		1-BALL											22	3
		1-BODY											22	4
		1-GASKET											22	5
		1-BEARING											22	6
		1-SPRING											22	16
		1-PLUNGER											22	19
P F	4310-875-4110	GASKET SET, PUMP Z252 (11568)		EA	1	*	*	*	*	*	*	*		
		1-GASKET											9	1
		1-GASKET											9	6
		1-GASKET											14	9
		1-GASKET											14	20
		GROUP 06 - AIR COMPRESSOR ASSEMBLY												
X20 R		COMPRESSOR ASSEMBLY, AIR REN14 (11568)		AC EA	1									

SMR CODE	FEDERAL STOCK NUMBER	DESCRIPTION	USABLE ON CODE	UNIT OF MEAS	QTY INC	(6) 30-DAY DS MAINT ALLOWANCE			(7) 30-DAY GS MAINT ALLOWANCE			(8) 1-YR ALW PER 100 EQUIP CNTGY	(9) DEPOT MAINT ALW PER 100 EQUIP	(10) ILLUS-TRATION	
						(A)	(B)	(C)	(A)	(B)	(C)			(A)	(B)
X20 R		COMPRESSOR ASSEMBLY, AIR REN14HU (11568)		BDE EA	1	1-20	21-50	51-100	1-20	21-50	51-100				
X20		PLATE, SERIAL NUMBER: AIR COMPRESSOR M645 (11568)	DE	EA	1										
X20		MUFFLER, FILTER Z65A (11568)		EA	1										
X20		SCREW, MACHINE: NO. 10-24 THD SIZE, 4 1/2 IN. LG M636 (11568)		EA	1									28	1
X1		COVER, UPPER M31A (11568)		EA	1									28	2
X1		SEPARATOR M62 (11568)		EA	1									28	3
X1		PLATE M54B (11568)		EA	1									28	4
X1		COVER, LOWER M30 (11568)		EA	1									28	5
X1		FERRULE M32A (11568)		EA	1									28	6
X1		CLAMP M80 (11568)		EA	1									28	7
P O	5310-982-4137	NUT, PLAIN, SQUARE: FILTER BOLT		EA	1	*	*	*	*	*	*	*	*	28	8
X1		SCREEN M633 (11568)		EA	1									28	9
X20		TUBE, AFTERCOOLER: FINNED NR1H (11568)		EA	1									29	1
X20		MANIFOLD, EXHAUST: HIGH PRESSURE, OIL NR2AB (11568)	ABCD	EA	1									29	2
X20		MANIFOLD, EXHAUST: HIGH PRESSURE NR2B (11568)	E	EA	1									29	2
X20		NUT, TUBE, COMPRESSION: SENSING TUBE M27 (11568)	E	EA	2										29
X20		PLUG, PIPE: AFTERCOOLER MANIFOLD M484 (11568)	E	EA	1										29
X20		MANIFOLD, EXHAUST: LOW PRESSURE RE10-2E (11568)		EA	1									29	3
X20		SCREW, SET: LOW PRESSURE MANIFOLD M432 (84513)	E	EA	1									29	
P O	5310-265-9215	NUT, PLAIN, HEXAGON: MANIFOLD MTG		EA	4	*	*	*	*	*	*	*	*	29	4
P O	5307-850-0308	STUD, PLAIN: MANIFOLD MTG SE5-72 (11568)		EA	8	*	*	*	*	*	*	*	*	29	5
X20		MANIFOLD, AIR INTAKE RE14-2 (11568)	AC	EA	1									29	6
X20		MANIFOLD ASSEMBLY ZN121 (11568)	BE	EA	1									29	6
X1		BODY N115-6 (11568)	BE	EA	1									29	
X20		CLAW N121-13 (11568)	BE	EA	1									29	
X1		MANIFOLD, AIR INTAKE: LOW PRESSURE N121-2 (11568)	BE	EA	1									29	

SMR CODE	FEDERAL STOCK NUMBER	DESCRIPTION	USABLE ON CODE	UNIT OF MEAS	QTY IN UNIT	(6) 30-DAY DS MAINT ALLOWANCE			(7) 30-DAY GS MAINT ALLOWANCE			(8) 1-YR ALW PER 100 EQUIP	(9) DEPOT MAINT ALW PER 100 EQUIP	(10) ILLUS-TRATION		
						(A)	(B)	(C)	(A)	(B)	(C)			(A)	(B)	
X20		NUT, HEXAGON 1-4-28NC (87764)	BE	EA	2											
P O	4310-065-0338	PACKING, PREFORMED OR111 (11568)	BE	EA	1	*	*	*	*	*	*	*	*			29
X20		PISTON N115-4 (11568)	BE	EA	1											29
X20		ROD, PISTON N115-3 (11568)	BE	EA	1											29
X20		SPRING TD8 (11568)	BE	EA	1											29
X20		SETSCREW: AIR INTAKE MANIFOLD 1-4SS (84513)	B	EA	1											29
X20		ELBOW, PIPE TO TUBE: LOW PRESSURE MANIFOLD M513 (87005)	D	EA	1											29
X20		MANIFOLD ASSEMBLY: LOW PRESSURE ZN121 (11568)	D	EA	1											29
X1		BODY N115-6 (11568)	D	EA	1											29
X20		CLAW N121-13 (11568)	D	EA	1											29
X1		MANIFOLD, AIR INTAKE: LOW PRESSURE N121-2 (11568)	D	EA	1											29
X20		NUT, HEXAGON 1-4-28NO (87764)	D	EA	2											29
P O	4310-065-0388	O RING OR111 (11568)	D	EA	1	*	*	*	*	*	*	*	*			29
X20		PISTON N115-4 (11568)	D	EA	1											29
X20		ROD, PISTON N115-3 (11568)	D	EA	1											29
X20		SPRING TD8 (11568)	D	EA	1											29
X20		MANIFOLD, INTAKE: HIGH PRESSURE AIR SE5-2A (11568)	AC	EA	1											29
X20		MANIFOLD: AIR INTAKE, HIGH PRESSURE ZNE15 (11568)	BDE	EA	1											29
X1		BODY N115-6 (11568)	D	EA	1											29
X1		BODY NE15-6 (11568)	BE	EA	1											29
X20		CLAW N115-13 (11568)	BDE	EA	1											29
P O	4310-065-0339	GASKET NRS34 (11568)	BDE	EA	1	*	*	*	*	*	*	*	*			29
X1		MANIFOLD NE15-2A (11568)	BDE	EA	1											29
X20		NUT, HEXAGON 1-4-28NC (11568)	BD	EA	2											29
P O	4310-065-0338	PACKING, PREFORMED OR111 (11568)	BDE	EA	1	*	*	*	*	*	*	*	*			29
X20		PISTON N115-4 (11568)	BDE	EA	1											29

SMR CODE	FEDERAL STOCK NUMBER	DESCRIPTION	USABLE ON CODE	UNIT OF MEAS	QTY IN UNIT	(6) 30-DAY DS MAINT ALLOWANCE			(7) 30-DAY GS MAINT ALLOWANCE			(8) 1-YR ALW PER 100 EQUIP CNTGY	(9) DEPOT MAINT ALW PER 100 EQUIP	(10) ILLUS-TRATION	
						(A)	(B)	(C)	(A)	(B)	(C)			(A)	(B)
X20		REF NUMBER & MFR CODE ROD, PISTON N115-3 (11568)	BDE	EA	1	1-20	21-50	51-100	1-20	21-50	51-100			29	
X20		SETScrew: AIR INTAKE MANIFOLD 1-4SS (84513)	E	EA	1									29	
X20		SPRING TD8 (11568)	BDE	EA	1									29	
X20		VALVE, SAFETY, RELIEF: MANIFOLD 43 (75336)	ABC	EA	1									29	8
X20		VALVE, SAFETY RELIEF: MANIFOLD Z67-7 (75336)	DE	EA	1									29	8
P O	4730-851-6259	SLEEVE, COMPRESSION, TUBE HOSE FITTING: INTER AND AFTERCOOLER TUBE SE5-42 (11568)		EA	4	*	*	*	*	*	*	*	*	29	9
P O	4730-850-7971	INVERTED NUT, TUBE COUPLING: INTER AND AFTERCOOLER TUBE SE5-41 (11568)		EA	4	*	*	*	*	*	*	*	*	29	10
X20		TUBE, INTERCOOLER: FINNED NR12 (11568)		EA	1									29	11
M O		TUBE ASSEMBLY, BREATHER UB375 (11568) MANUFACTURE FROM:		EA	1									29	12
P O	4730-287-1537	NUT, TUBE COUPLING				*	*	*	*	*	*	*	*	29	
P O	4710-279-0955	TUBE, ALUMINUM ALLOY, 13 IN. REQUIRED MSS4710-1A (08288)				*	*	*	*	*	*	*	*	29	
P O	4730-273-8561	ADAPTER, STRAIGHT PIPE TO TUBE: BREATHER TUBE 68F (30327)		EA	2	*	*	*	*	*	*	*	*	29	13
P O	4730-287-1766	ELBOW, PIPE TO TUBE: RELEASE VALVE UNLOADER LINE W69X4 (79470)		EA	2	*	*	*	*	*	*	*	*	29	14
M O		TUBING: RELEASE VALVE UNLOADER SB250A (11568) MANUFACTURE FROM:		EA	1									29	15
P O	4730-142-1593	INVERTED NUT, TUBE COUPLING 11-4 (87005)				*	*	*	*	*	*	*	*	29	
P O	4710-278-6398	TUBE, ALUMINUM ALLOY, 24 IN. REQUIRED				*	*	*	*	*	*	*	*	29	
X1		GASKET: CYLINDER FLANGE NR29 (11568) (COMPONENT OF GASKET SET, FSN 4310-875-4110)		EA	1									30	1
P F	5310-880-7745	NUT, PLAIN, HEXAGON: CYLINDER3 FLANGE MS35690-725 (96906)		EA	6	*	*	*	*	*	*	*	*	30	2
P F		STUD, PLAIN: CYLINDER FLANGE		EA	6	*	*	*	*	*	*	*	*	30	3
X2F		CRANKCASE: COMPRESSOR NR9 (11568)		EA	1									30	4
X2F		PLUG, PIPE: BEARING RACE KNOCK OUT 1-8PP (11568)		EA	1									30	5
X1		GASKET: COVER PLATE NR31 (11568) (COMPONENT OF GASKET SET, FSN 4310-875-4110)		EA	2									30	6
X20		COVER PLATE, ACCESS: COMPRESSOR CRANKCASE NR15 (11568)		EA	2									30	7

SMR CODE	FEDERAL STOCK NUMBER	DESCRIPTION	USABLE ON CODE	UNIT OF MEAS	QTY INC IN UNIT	(6) 30-DAY DS MAINT ALLOWANCE			(7) 30-DAY GS MAINT ALLOWANCE			(8) 1-YR ALW PER 100 EQUIP CNTGY	(9) DEPOT MAINT ALW PER 100 EQUIP	(10) ILLUS- TRATION	
						(A)	(B)	(C)	(A)	(B)	(C)	FIG NO	ITEM NO		
X20		BOLT, MACHINE: ACCESS COVER MTG M458 (87764)		EA	12									30	8
X20		PLUG, PIPE: OIL DRAIN MPD9484-59-14 (91340)		EA	1									30	9
X20		PLUG, PIPE: OIL FILLER MPD9484-59-14 (91340)		EA	1									30	10
P O	4730-253-4413	ELBOW, PIPE: OIL DRAIN MS39230-3 (96906)		EA	1	*	*	*	*	*	*	*	*	30	11
X20		NUT, FLAIN, HEXAGON: COMPRESSOR MTG 3-8-16IN (87764)		EA	4									30	12
P O	5310-637-9541	WASHER, LOCK: COMPRESSOR MTG MS35338-8 (96906)		EA	4	*	*	*	*	*	*	*	*	30	13
P O	5310-582-5977	WASHER FLAT: COMPRESSOR MTG 3-8W (79807)	E	EA	4	*	*	*	*	*	*	*	*	30	
X20		NIPPLE, PIPE: OIL DRAIN M460 (11568)		EA	1									30	14
X20		CAP, PIPE: OIL DRAIN M461 (86285)		EA	1									30	15
X2F		WINDOW, OBSERVATION: OIL LEVEL RE7-14 (11568)		EA	1									30	16
P O	5305-269-3213	SCREW, CAP, HEXAGON HEAD: COMPRESSOR MTG 214389 (000000)		EA	4	*	*	*	*	*	*	*	*	30	17
P F	4310-649-8407	RING SET, PISTON: LOW PRESSURE Z179B (11568)		EA	1	*	*	*	*	*	*	*	*	31	1
P F	4310-649-8398	RING SET, PISTON: HIGH PRESSURE Z189B (11568)		EA	1	*	*	*	*	*	*	*	*	31	2
P F	4310-910-1487	PISTON ASSEMBLY, COMPRESSOR: HIGH PRESSURE Z36-4C (11568) (INCLUDES COMPONENTS OF RING SET, FSN 4310-649-8398)		EA	1	*	*	*	*	*	*	*	*	31	
P F	4310-631-3395	PISTON ASSEMBLY, COMPRESSOR: LOW PRESSURE Z14-4C (11568) (INCLUDES COMPONENTS OF RING SET, FSN 4310-649-8407)		EA	1	*	*	*	*	*	*	*	*	31	
X1		PISTON, COMPRESSOR: HIGH PRESSURE RE36-4C (11568)		EA	1									31	3
X1		PISTON, COMPRESSOR: LOW PRESSURE RE14-4C (11568)		EA	1									31	3
X1		PIN, PISTON: HIGH PRESSURE PISTON RE36-21A (11568)		EA	1									31	4
X1		PIN, PISTON: LOW PRESSURE RE14-21B (11568)		EA	1									31	4
X2F		RING, RETAINING: HIGH PRESSURE PISTON PIN 5000-93 (79136)		EA	2									31	5
X2F		RING, RETAINING: LOW PRESSURE PISTON PIN 5000-93 (79136)		EA	2									31	5
X2F		ROD ASSEMBLY, CONNECTING: HIGH PRESSURE PISTON Z5-3B (11568)		EA	1									31	
X2F		ROD ASSEMBLY, CONNECTING: LOW PRESSURE PISTON Z5-3A (11568)		EA	1									31	

TMS-4310-227-34P						(6)			(7)			(8)	(9)	(10)		
(1)	(2)	(3)			(4)	(5)	30-DAY DS MAINT ALLOWANCE			30-DAY GS MAINT ALLOWANCE			1-YR ALW PER 100 EQUIP CNTGY	DEPOT MAINT ALW PER 100 EQUIP	ILLUS-TRATION (A)	(B)
SMR CODE	FEDERAL STOCK NUMBER	DESCRIPTION	USABLE ON CODE	UNIT OF MEAS	QTY INC IN UNIT	(A)	(B)	(C)	(A)	(B)	(C)			FIG NO	ITEM NO	
P F	4310-555-4552	BEARING, SLEEVE: HIGH PRESSURE PISTON PIN RB36-37B (11568)		EA	1	*	*	*	*	*	*	*	*	31	6	
P F	4310-555-4540	BEARING, SLEEVE: LOW PRESSURE PISTON PIN SB5-37 (11568)		EA	1	*	*	*	*	*	*	*	*	31	6	
X1		ROD, CONNECTING: HIGH PRESSURE PISTON SE5-3B (11568)		EA	1									31	7	
X1		ROD, CONNECTING: LOW PRESSURE PISTON SE5-3A (11568)		EA	1									31	7	
X2F		SCREW, CAP, HEXAGON HEAD: HIGH PRESSURE CONNECTING ROD SE5-20 (11568)		EA	2									31	8	
X2F		SCREW, CAP, HEXAGON HEAD: LOW PRESSURE CONNECTING ROD SE5-20 (11568)		EA	2									31	8	
P F	4310-631-9407	BEARING, SLEEVE: HIGH PRESSURE CONNECTING ROD SE5-38 (11568)		EA	1	*	*	*	*	*	*	*	*	31	9	
P F	4310-631-9407	BEARING, SLEEVE: CONNECTING ROD, LOW PRESSURE SE5-38 (11568)		EA	1	*	*	*	*	*	*	*	*	31	9	
P F	4310-646-9749	SHIM: CONNECTING ROD N39 (11568)		EA	2	*	*	*	*	*	*	*	*	31	10	
X2F		WASHER, LOCK: HIGH PRESSURE CONNECTING ROD M468 (11568)		EA	2									31	11	
X2F		WASHER, LOCK: LOW PRESSURE CONNECTING ROD M468 (11568)		EA	2									31	11	
X2F		NUT, PLAIN, HEXAGON: HIGH PRESSURE CONNECTING ROD M467 (11568)		EA	2									31	12	
P F	5310-732-0559	NUT, PLAIN, HEXAGON LOW: LOW PRESSURE CONNECTING ROD		EA	2	*	*	*	*	*	*	*	*	31	12	
X2F		DEFLECTOR, DIRT AND LIQUID: HIGH PRESSURE SE30-24 (11568)		EA	1									31	13	
X2F		SCOOP, OIL RE10-24 (11568)		EA	1									31	14	
X2F T		CRANKSHAFT, COMPRESSOR NR14-5 (11568)		EA	1									31	15	
P F	3110-100-3150	CONE AND ROLLERS, TAPERED ROLLER BEARING 14138A (60038)		EA	2	*	*	*	*	*	*	*	*	31	16	
P F	3110-100-0516	CUP, TAPERED ROLLER BEARING 14276 (60038)		EA	2	*	*	*	*	*	*	*	*	31	17	
P F	5330-724-0793	SEAL, PLAIN ENCASED: CRANKSHAFT FLYWHEEL END 212W112 (11568)		EA	1	*	*	*	*	*	*	*	*	31	18	
X20		VALVE SET, INTAKE AND EXHAUST 2102 (11568) (INCLUDES COMPONENTS OF GASKET SET, FSN 4310-875-4107)		EA	1											
P O	4310-631-3396	VALVE ASSEMBLY, DISCHARGE: HIGH PRESSURE 2115 (11568)		EA	1	*	*	*	*	*	*	*	*			

TMS-4310-227-34P		(3)	(4)	(5)	(6)			(7)			(8)	(9)	(10)		
(1)	(2)	DESCRIPTION	USABLE ON CODE	UNIT OF MEAS	QTY INC	30-DAY DS MAINT ALLOWANCE			30-DAY GS MAINT ALLOWANCE			1-YR ALW PER 100 EQUIP CNTGY	DEPOT MAINT ALW PER 100 EQUIP	ILLUS-TRATION (A)	ITEM NO (B)
SMR CODE	FEDERAL STOCK NUMBER	REF NUMBER & MFR CODE		IN UNIT		(A)	(B)	(C)	(A)	(B)	(C)			FIG NO	
A O		SCREW, ASSEMBLED WASHER: DISCHARGE VALVE RE7-81 (11568)		EA	1										
P O	5305-990-6444	SCREW, MACHINE: DISCHARGE VALVE RE7-56A (11568)		EA	1	*	*	*	*	*	*	*	*	32	1
P O	5310-596-7691	WASHER, LOCK: DISCHARGE VALVE		EA	1	*	*	*	*	*	*	*	*	32	2
XI		GASKET: EXHAUST VALVE, HIGH PRESSURE SE5-28 (11568) (COMPONENT OF GASKET SET, FSN 4310-875-4107)		EA	2									32	3
XI		HOUSING: HIGH PRESSURE, EXHAUST VALVE RE7-53A (11568)		EA	1									32	4
XI		SPRING, HELICAL, COMPRESSION; EXHAUST VALVE RE7-60 (11568)		EA	1									32	5
XI		WASHER, FLAT: HIGH PRESSURE EXHAUST RE10-62 (11568)		EA	1									32	6
XI		SEAT: HIGH PRESSURE, EXHAUST VALVE RE7-57A (11568)		EA	1									32	7
XI		GASKET: HIGH PRESSURE EXHAUST RE10-66 (11568) (COMPONENT OF GASKET SET, FSN 4310-875-4107)		EA	2									32	8
P O	4310-631-3398	VALVE ASSEMBLY, DISCHARGE: LOW PRESSURE Z117 (11568)		EA	1	*	*	*	*	*	*	*	*	32	
A O		SCREW, ASSEMBLED WASHER: DISCHARGE VALVE RE7-81 (11568)		EA	1									32	
P O	5305-990-6444	SCREW, MACHINE		EA	1	*	*	*	*	*	*	*	*	32	9
P O	5310-596-7691	WASHER, LOCK		EA	1	*	*	*	*	*	*	*	*	32	10
XI		SEAT: LOW PRESSURE EXHAUST VALVE RE10-65 (11568)		EA	1									32	11
XI		WASHER, FLAT: LOW PRESSURE EXHAUST VALVE RE10-61 (11568)		EA	1									32	12
XI		SPRING, HELICAL, COMPRESSION; EXHAUST VALVE RE10-59 (11568)		EA	1									32	13
XI		HOUSING: LOW PRESSURE EXHAUST VALVE RE10-51A (11568)		EA	1									32	14
XI		GASKET: LOW PRESSURE EXHAUST VALVE SE30-18 (11568) (COMPONENT OF GASKET SET, FSN 4310-875-4107)		EA	1									32	15
P O	4730-263-3124	CYLINDER, AIR NR14-6 (11568)		EA	1	*	*	*	*	*	*	*	*	32	16
P O	4310-631-3399	VLAVE ASSEMBLY, INLET: LOW PRESSURE Z118 (11568)		EA	1	*	*	*	*	*	*	*	*		
X20		SCREW, MACHINE: INLET VLAVE RE14-81 (11568)		EA	1									33	1
P O	5310-209-0786	WASHER, LOCK: INLET VALVE MS3535-19 (96906)		EA	1	*	*	*	*	*	*	*	*	33	2

SMR CODE	FEDERAL STOCK NUMBER	DESCRIPTION	USABLE ON CODE	UNIT OF MEAS	QTY INC IN UNIT	(6) 30-DAY DS MAINT ALLOWANCE			(7) 30-DAY GS MAINT ALLOWANCE			(8) 1-YR ALW PER 100 EQUIP CNTGY	(9) DEPOT MAINT ALW PER 100 EQUIP	(10) ILLUS-TRATION	
						(A)	(B)	(C)	(A)	(B)	(C)			(A)	(B)
X1		GASKET: LOW PRESSURE INTAKE VALVE RE10-63 (11568) (COMPONENT OF GASKET SET, FSN 4310-875-4107)		EA	1									33	3
X1		SEAT, LOW PRESSURE INTAKE VALVE RE14-71 (11568)		EA	1									33	4
X1		SPRING, HELICAL, COMPRESSION: INTAKE VALVE RE14-58 (11568)		EA	1									33	5
X1		WASHER, FLAT: LOW PRESSURE INTAKE VALVE RE14-70 (11568)		EA	1									33	6
X1		HOUSING, M LOW PRESSURE INTAKE VALVE RE14-72 (11568)		EA	1									33	7
X1		GASKET: LOW PRESSURE INTAKE VALVE RE14-75 (11568) (COMPONENT OF GASKET SET, FSN 4310-875-4107)		EA	1									33	8
P O	4310-631-3397	VALVE ASSEMBLY, INLET: HIGH PRESSURE Z113 (11568)		EA	1	*	*	*	*	*	*	*	*	33	
A O		SCREW, ASSEMBLED WASHER: INLET VALVE RE7-81 (11568)		EA	1									33	
P O	5305-990-6444	SCREW, MACHINE: INLET VALVE RE7-56A (11568)		EA	1	*	*	*	*	*	*	*	*	33	9
P O	5305-596-7691	WASHER, LOCK: INLET VALVE		EA	1	*	*	*	*	*	*	*	*	33	10
X1		GASKET: HIGH PRESSURE INTAKE VALVE SE5-28 (11568) (COMPONENT OF GASKET SET, FSN 4310-875-4107)		EA	2									33	11
X1		SEAT, HIGH PRESSURE INTAKE VALVE RE7-56A (11568)		EA	1									33	12
X1		WASHER, FLAT: HIGH PRESSURE INTAKE RE10-62 (11568)		EA	1									33	13
X1		SPRING, HELICAL, COMPRESSION INTAKE VALVE RE7-60 (11568)		EA	1									33	14
X1		HOUSING, HIGH PRESSURE INTAKE VALVE RE7-52A (11568)		EA	1									33	15
X1		GASKET: HIGH PRESSURE INLET VALVE RE10-66 (11568)		EA	1									33	16
P O	4310-875-4107	GASKET SET: VALVE Z102G (11568)		EA	1	*	*	*	*	*	*	*	*		
		1-GASKET												32	3
		2-GASKET												32	8
		1-GASKET												32	15
		1-GASKET												33	3
		1-GASKET												33	8
		1-GASKET												33	11

SMR CODE	FEDERAL STOCK NUMBER	DESCRIPTION REF NUMBER & MFR CODE	USABLE ON CODE	UNIT OF MEAS	QTY INC IN UNIT	(6) 30-DAY DS MAINT ALLOWANCE			(7) 30-DAY GS MAINT ALLOWANCE			(8) 1-YR ALW PER 100 EQUIP CNTGY	(9) DEPOT MAINT ALW PER 100 EQUIP	(10) ILLUS-TRATION	
						(A)	(B)	(C)	(A)	(B)	(C)			(A)	(B)
P O	4310-874-3179	GROUP 07 - AIR RECEIVER TANK, LINES AND FITTINGS HOSE ASSEMBLY, AIR Z538A (11568)	CDE	EA	1	*	*	*	*	*	*	*	*	34	1
P O	2990-619-6556	STARTER ROPE, ENGINE U268 (66289) (CAN BE MANUFACTURED FROM CORD, SASH, PSN 4020-241-8439, 3 FT)	ABCD	EA	1	*	*	*	*	*	*	*	*	34	2
P O	4730-014-6797	COUPLING, PIPE: GAGE TO HOSE AND CHUCK TO HOSE LL2-40 (11568)	EA	EA	1	*	*	*	*	*	*	*	*	34	3
P O	4310-873-1767	HOSE ASSEMBLY Z538 (11568)	AB	EA	1	*	*	*	*	*	*	*	*	34	4
X20		INFLATOR GAGE, PNEUMATIC TIRE: INFLATOR G1506 (94894)	C	EA	1									34	5
X20		INFLATOR GAGE, PNEUMATIC TIRE 730ECTDRG (08070)	E	EA	1									34	5
X20		CHUCK, AIR 698 (94894)	A	EA	1									34	6
X20		CHUCK, AIR 699 (94894)	BD	EA	1									34	6
P O	4730-810-3106	ADAPTER, STRAIGHT, PIPE TO TUBE: AIR COMPRESSOR LINE 8205X12X8 (79470)	AB	EA	1	*	*	*	*	*	*	*	*	35	1
X20		SCREW, CAP, HEXAGON HEAD: CLAMP MTG 1-4-20X3-8CS (87764)	AB	EA	2									35	2
X20		CLAMP, PIPE: AIR COMPRESSOR LINE MTG Z256-11 (11568)	AB	EA	2									35	3
M O		NIPPLE, PIPE: CHECK VALVE ASSEMBLY 1-2X15-1-2FN (86285) MANUFACTURE FROM:	A	EA	1									35	4
P O	4710-162-0989	PIUPE, STEEL, 15 1/2 IN. REQUIRED WWP406 (81348)				*	*	*	*	*	*	*	*	35	
M O		NIPPLE, PIPE: CHECK VLAVE ASSEMBLY 1-2XFN (14959) MANUFACTURE FROM:	B	EA	1									35	4
P O	4710-162-0989	PIPE, STEEL, 15 1/2 IN. REQUIRED				*	*	*	*	*	*	*	*	35	
X20		VALVE, CHECK Z2208 (11568)	ABE	EA	1									35	
X20		VALVE, CHECK Z220B (11568)	D	EA	1									35	
X20		BODY, CHECK VALVE M449B (11568)	ABDE	EA	1									35	5
X20		BODY, CHECK VALVE M449A (11568)	C	EA	1									35	5
X20		NUT, PLAIN, HEXAGON: VALVE PLUNGER 1-4-20N (11568)	ABCD	EA	1									35	6
X20		NUT, PLAIN, HEXAGON: BRASS, VALVE PLUNGER 1-4-20BN (11568)	E	EA	1									35	6
X20		DISK, VALVE H41P (11568)		EA	1									35	7
X20		PLUNGER, VALVE M454 (11568)		EA	1									35	8

TMS-4310-227-34P		(3)	(4)	(5)	(6)			(7)			(8)	(9)	(10)			
(1)	(2)	DESCRIPTION	USABLE	UNIT	QTY	30-DAY DS MAINT ALLOWANCE			30-DAY GS MAINT ALLOWANCE			1-YR	DEPOT	ILLUS-	ITEM	
SMR CODE	FEDERAL STOCK NUMBER	REF NUMBER & MFR CODE	ON CODE	OF MEAS	INC	(A)	(B)	(C)	(A)	(B)	(C)	ALW PER 100 EQUIP CNTGY	ALW PER 100 EQUIP	FIG NO	TRATION (A)	NO (B)
X20		NUT, PLAIN, HEXAGON?: AIR TANK MTG 5-16-18N (87764)	AB	EA	4	1-20	21-50	51-100	1-20	21-50	51-100			35		23
X20		WASHER, LOCK: AIR TANK MTG 5-16ETL (79807)	AB	EA	8									35		24
P O	4730-277-8837	ELBOW, PIPE TO TUBE 6400X4 (79470)	AB	EA	1	*	*	*	*	*	*	*	*	35		25
X20		BUSHING, PIPE: MANIFOLD CONNECTION TUBE 1-2X3-8BB (86285)	A	EA	2									35		26
X20		BUSHING, PIPE: MANIFOLD CONNECTION TUBE 1-2X3-8RB (86285)	B	EA	2									35		26
X20		ELBOW, PIPE TO TUBE 400X8 (79470)	AB	EA	1									35		27
M O		TUBE: CONNECTION Z256-28 (11568) MANUFACTURE FROM:	AB	EA	1									35		28
P O	4710-278-6211	TUBE, ALUMINUM, 14 1/2 IN. REQUIRED	AB			*	*	*	*	*	*	*	*	35		
P O	4730-677-3738	INVERTED NUT, TUBE COOLING 6100X8 (79470)	AB			*	*	*	*	*	*	*	*	35		29
P O	4730-013-7409	ADAPTER, STRAIGHT, PIPE TO TUBE: AIR COMPRESSOR LINE 200X8 (79470)	AB	EA	3	*	*	*	*	*	*	*	*	35		30
X20		COUPLING, PIPE: AIR COMPRESSOR LINE 3-8PC (86285)	A	EA	2									35		31
X20		COUPLING, PIPE: UNLOADER SENSING TUBE 3-8PC (86285)		EA	2									35		31
X20		WASHER, FLAT: AIR COMPRESSOR LINE 1-2FW (79807)	AB	EA	2									35		32
X20		NIPPLE, PIPE: AIR COMPRESSOR LINE 3-8XCLOSEPN (86285)	A	EA	1									35		33
P O	4730-278-3759	NIPPLE, PIPE: UNLOADER SENSING TUBE 3-8XCLOSEPN (86285)	B	EA	1	*	*	*	*	*	*	*	*	35		33
P O	2990-980-0141	TUBE, EXHAUST: MANIDOLF CONNECTION Z256-27 (11568)	A	EA	1	*	*	*	*	*	*	*	*	35		34
P O	4310-065-0337	TUBE, EXHAUST: MANIFOLD CONNECTION Z256-27A (11568)	B	EA	1	*	*	*	*	*	*	*	*	35		34
X20		ELBOW, PIPE: AIR COMPRESSOR LINE 1-2-90PE (26403)	AB	EA	1									35		35
X20		BRACKET: AIR COMPRESSOR LINE MTG Z256-10 (11568)	AB	EA	2									35		36
X20		WASHER, LOCK: CLAMP MTG 1-4ETL (79807)	AB	EA	4									35		37
X20		NUT, PLAIN, HEXAGON: CLAMP MTG 1-4-20 (87764)	AB	EA	4									35		38
M O		TUBE ASSEMBLY: UNLOADER SENSING WS42A (11568) MANUFACTURE FROM:	A	EA	1									36		1
X20		NUT, TUBE COUPLING 1-4CN (87005)												36		
P O	4710-278-6398	TUBE, ALUMINUM ALLOY, 34 1/2 IN. REQUIRED	A			*	*	*	*	*	*	*	*	36		

SMR CODE	FEDERAL STOCK NUMBER	DESCRIPTION REF NUMBER & MFR CODE	USABLE ON CODE	UNIT OF MEAS	QTY INC IN UNIT	(6) 30-DAY DS MAINT ALLOWANCE			(7) 30-DAY GS MAINT ALLOWANCE			(8) 1-YR ALW PER 100 EQUIP CNTGY	(9) DEPOT MAINT ALW PER 100 EQUIP	(10) ILLUS- TRATION	
						(A)	(B)	(C)	(A)	(B)	(C)	FIG NO	ITEM NO		
M O		TUBE ASSEMBLY: UNLOADER SENSING 38 IN. LG 1-4X20AT (11568) MANUFACTURE FROM:	B	EA	1	1-20	21-50	51-100	1-20	21-50	51-100			36	1
P O	4710-278-6398	TUBE, ALUMINUM, 38 IN. REQUIRED				*	*	*	*	*	*			36	
M O		TUBE ASSEMBLY: TEE TO UNLOADER MANUFACTURE FROM:	C	EA	1									36	1
P O	4730-011-4627	NUT, TUBE COUPLING				*	*	*	*	*	*			36	
P O	4710-278-6398	TUBE, ALUMINUM, 8 IN. REQUIRED				*	*	*	*	*	*			36	
P O	4730-288-9930	ADAPTER, STRAIGHT, PIPE TO TUBE: UNLOADER LINE	C	EA	1	*	*	*	*	*	*	*	*	36	2
M O		NIPPLE, PIPE: MANIFOLD TO UNLOADER VALVE MANUFACTURE FROM:	C	EA	1									36	3
P O	4710-278-5379	PIPE, STEEL, 5/8 IN. REQUIRED				*	*	*	*	*	*			36	
X20		MANIFOLD, AFTERCOOLER TO RECEIVER NR44 (11568)	CE	EA	1									36	4
X20		MANIFOLD, AFTERCOOLER TO RECEIVER R10-44A (11568)	D	EA	1									36	4
P O	4730-196-1467	NIPPLE, PIPE: CHECK VALVE MTG 88BX5 (83179)	C	EA	2	*	*	*	*	*	*	*	*	36	5
X20		VALVE, CHECK: AIR COMPRESSOR LINE Z220A (11568)	C	EA	1									36	6
P O	4730-192-9452	NIPPLE, PIPE: AIR RECEIVER TO TEE	C	EA	1	*	*	*	*	*	*	*	*	36	7
P O	4730-188-1877	NIPPLE, PIPE: TANK TO TEE 1-2X1-1-2PN (86285)	D	EA	1	*	*	*	*	*	*	*	*	36	7
P O	4730-202-6669	BUSHING, PIPE: TEE TO UNLOADER LINE	C	EA	1	*	*	*	*	*	*	*	*	36	8
P O	4730-249-2031	TEE, PIPE: AIR RECEIVER TO AIR MANIFOLD	C	EA	1	*	*	*	*	*	*	*	*	36	9
X20		TEE, PIPE: CHECK VALVE TO NIPPLE 1-2T (86285)	D	EA	1									36	9
P O	4730-424-5884	ADAPTER, STRAIGHT, PIPE TO TUBE: UNLOADER LINE	C	EA	1	*	*	*	*	*	*	*	*	36	10
P O	6685-514-3709	GAGE, PRESSURE, DIAL INDICATING 60 (11568)	C	EA	1	*	*	*	*	*	*	*	*	36	11
P O	6685-264-3961	GAGE, PRESSURE, DIAL INDICATOR: AIR M519C (11568)	DE	EA	1	*	*	*	*	*	*	*	*	36	11
X20		VALVE, SAFETY: AIR RECEIVER TANK FIG112-200 (75336)	ABC	EA	1									36	12
X20		VALVE, SAFETY: AIR RECEIVERS Z206-200 (11568)	D	EA	1									36	12
X20		VALVE, SAFETY: AIR RECEIVER Z206 (11568)	E	EA	1									36	12
X20		VALVE, GLOBE: AIR TANK DISCHARGE 67 (11568)	C	EA	1									36	13
X20		VALVE, GLOBE: AIR TANK DISCHARGE M523 (91895)	DE	EA	1									36	13
P O	4730-192-9452	NIPPLE, PIPE: GLOBE VALVE MTG	C	EA	1	*	*	*	*	*	*	*	*	36	14
X20		NIPPLE, PIPE: GLOBE VALVE MTG 1-2CN (862850)	DE	EA	1									36	14
X20		BUSHING, REDUCING, PIPE: GLOBE VALVE 1-2X1-4 (11568)	E	EA	1									36	

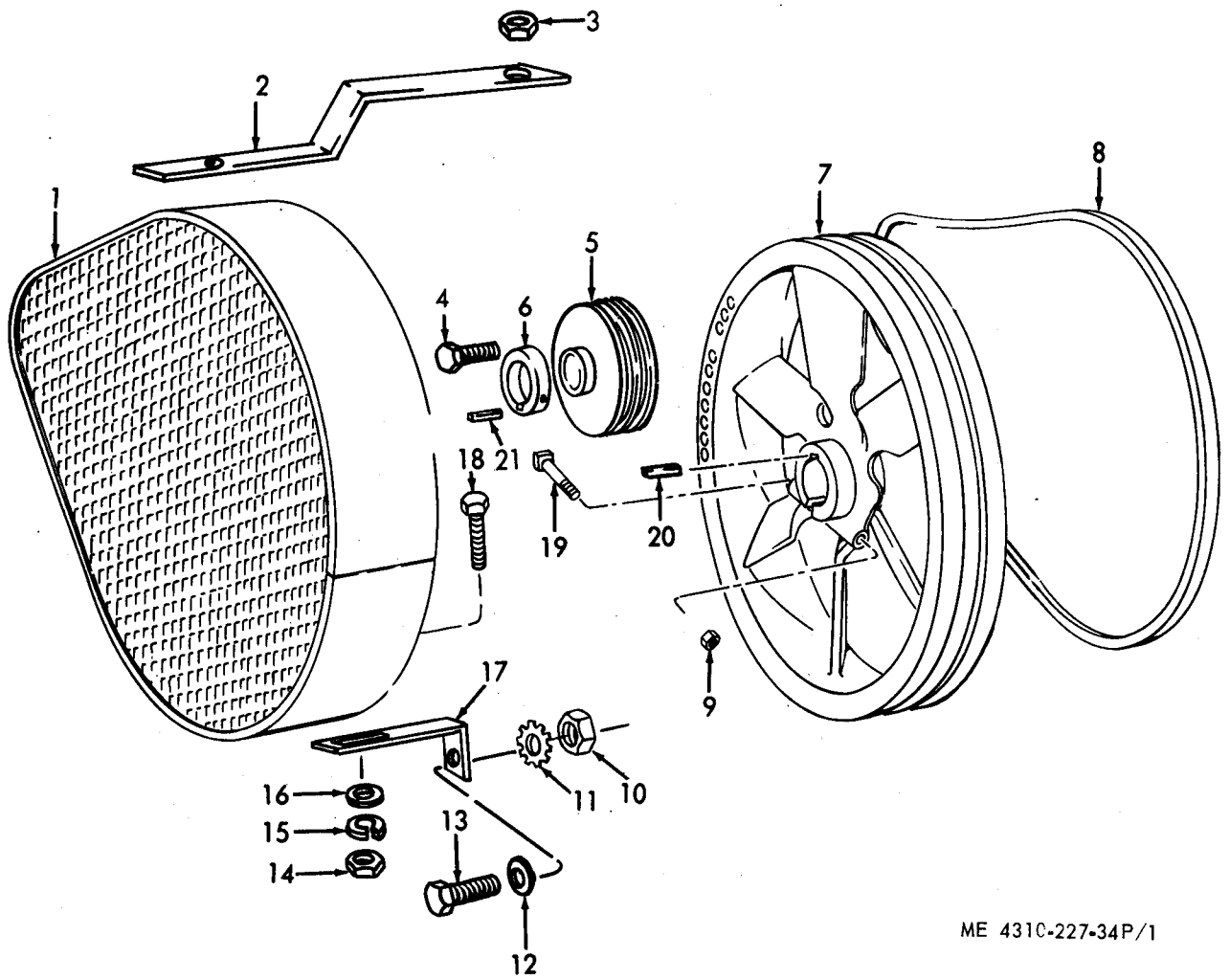
TMS-4310-227-34P		(3)	(4)	(5)	(6)			(7)			(8)	(9)	(10)	
(1)	(2)				30-DAY DS MAINT ALLOWANCE			30-DAY GS MAINT ALLOWANCE			1-YR ALW PER 100 EQUIP CNTGY	DEPOT MAINT ALW PER 100 EQUIP	ILLUS-TRATION (A)	(B)
SMR CODE	FEDERAL STOCK NUMBER	DESCRIPTION	USABLE ON CODE	UNIT OF MEAS	QTY INC	(A)	(B)	(C)	(A)	(B)	(C)	EQUIP	FIG NO	ITEM NO
		REF NUMBER & MFR CODE		EA	1	1-20	21-50	51-100	1-20	21-50	51-100		36	15
X20		TANK ASSEMBLY, AIR 1164G45 (11568)	C	EA	1								36	15
X20		RECEIVER, AIR F1164G45 (48816)	DE DE	EA	1								36	15
X20		COCK, DRAIN: AIR TANK 1825A (87005)	CD	EA	1								36	16
X20		COCK, DRAIN: AIR RECEIVER M629 (11568)	E	EA	1								36	16
X20		PLUG, PIPE: AIR TANK 2NPT (86823)	C C	EA	2								36	17
X20		PLUG, PIPE: AIR TANK 2PP (48816)	D	EA	2								36	17
X20		PLUG, AIR RECEIVER M569 (48816)	EA	EA	2								36	17
P O	4730-193-0869	BUSHING, PIPE	D	EA	1	*	*	*	*	*	*	*	36	
X20		BODY, STRAIGHT, COMPRESSION: SENSING TUBE M441 (11568)	E	EA	1								36	
X20		ELL, COMPRESSION: SENSING TUBE M513 (87005)	E	EA	1								36	
X20		VALVE, UNLOADER: CONSTANT SPEED SP7835 (11568) (INCLUDES COMPONENTS OF PARTS KIT, FSN 4310-887-8763)	AC	EA	1								36	18
X20		NUT, PLAIN, HEXAGON: SAFETY RELIEF VALVE 1552 (11568)	A	EA	1								37	1
X20		NUT, PLAIN, HEXAGON: SAFETY RELIEF VALVE 1152 (11568)	C	EA	1								37	1
X1		PACKING, PREFORMED: PISTON ROD 7868 (71342) (COMPONENT OF PARTS KIT, FSN 4310-887-8763)	AC	EA	1								37	2
X20		PISTON ASSEMBLY: SAFETY RELIEF 7870 (11568)	AC	EA	1								37	
X1		ROD, PISTON: SAFETY RELIEF 7871 (11568)	AC	EA	1								37	3
X1		PISTON, AIR CYLINDER 7872 (11568)	AC	EA	1								37	4
X1		PACKING, PREFORMED: PISTON 7873 (71342) (COMPONENT OF PARTS KIT, FSN 4310-887-8763)	AC	EA	1								37	5
X20		SEAT, BODY 7874 (11568)	AC	EA	1								37	6
X20		GASKET: BODY SEAT 9550 (11568)	A	EA	1								37	7
P O	4310-870-9550	GASKET: BODY SEAT 7875 (11568)	C	EA	1	*	*	*	*	*	*	*	37	7
X1		SEAT AND VALVE ASSEMBLY 9818 (71342) (COMPONENT OF PARTS KIT, FSN 4310-887-8763)	AC	EA	1								37	8
X1		DISK, SEAT 7878 (71342)	AC	EA	1								37	
X1		SEAT VALVE ASSEMBLY 9819 (71342)	AC	EA	1								37	
X20		BODY, SAFETY RELIEF VALVE 7869 (11568)	AC	EA	1								37	9

TMS-4310-227-34P		(3)	(4)	(5)	(6)			(7)			(8)	(9)	(10)	
(1)	(2)				30-DAY DS MAINT ALLOWANCE			30-DAY GS MAINT ALLOWANCE			1-YR ALW PER 100 EQUIP CNTGY	DEPOT MAINT ALW PER 100 EQUIP	ILLUS-TRATION (A)	(B)
SMR CODE	FEDERAL STOCK NUMBER	DESCRIPTION	USABLE ON CODE	UNIT OF MEAS	QTY INC	(A)	(B)	(C)	(A)	(B)	(C)	PER 100 EQUIP	FIG NO	ITEM NO
		REF NUMBER & MFR CODE				1-20	21-50	51-100	1-20	21-50	51-100			
X20		PLUG, PIPE: RELIEF VALVE BODY 216 (11568)	AC	EA	1								37	10
X20		BODY, VALVE 7879 (11568)	AC	EA	1								37	11
X20		SPRING, HELICAL, COMPRESSION 7867 (11568)	AC	EA	1								37	12
X20		BUTTON, SPRING 7866 (11568)	AC	EA	1								37	13
P O	4310-887-8763	PARTS KIT, UNLOADER VALVE 7835RX (11568)	AC	EA	1	*	*	*	*	*	*	*		
		1-PACKING, PREFORMED											37	2
		1-PACKING, PREFORMED											37	5
		1-SEAT AND VALVE ASSEMBLY											37	8
		1-DISK												
		1-SEAT AND VALVE ASSEMBLY												
		GROUP 08 - FRAME AND HOUSING												
X2F		BASE ASSEMBLY 2256-1 (11568)	A	EA	1								38	1
X2F		BASE ASSEMBLY 2256-1A (11568)	B	EA	1								38	1
P O	4730-843-4740	ADAPTER, STRAIGHT, PIPE TO TUBE: FUEL LINE 881B1-4X1-4 (30327)	AB	EA	1	*	*	*	*	*	*	*	38	2
M O		LINE ASSEMBLY: FUEL TANK TO STRAINER 2258-5 (11568)	AB	EA	1								38	3
		MANUFACTURE FROM:												
X20		CLAMP, HOSE: SPRING WIRE											38	
P O	4720-838-3595	HOSE, RUBBER, 9 IN. REQUIRED 7-32X6-5H (11568)				*	*	*	*	*	*	*	38	
P O	4730-142-1593	INVERTED NUT, TUBE COUPLING 6100X4 (79470)	A			*	*	*	*	*	*	*	38	
X20		NUT, TUBE COUPLING M27 (87005)	B										38	
P O	4710-277-5525	TUBE, COPPER, 6 IN. REQUIRED	AB			*	*	*	*	*	*	*	38	
X20		ELBOW, PIPE: FUEL FILTER, FUEL PUMP 1-8-90SE (26403)	AB	EA	2								38	4
X20		NIPPLE, PIPE: FUEL FILTER ELBOW	AB	EA	1								38	5
X20		BUSHING, PIPE: FUEL LINE 1-4X1-8 (87005)	A	EA	1								38	6
X20		BUSHING, PIPE: FUEL LINE 1-4X1-8B (14959)	B	EA	1								38	6
X20		SCREW, CAP ,HEXAGON HEAD: ELBOW MTG 1-4-20X3-4 (87005)	A	EA	2								38	7
P O	5305-558-3012	SCREW, CAP ,HEXAGON HEAD: DROP ELBOW MTG	B	EA	2	*	*	*	*	*	*	*	38	7
X20		WASHER, LOCK: ELBOW MTG 1-4 (87005)	A	EA	4								38	8
P O	5310-209-0786	WASHER, LOCK: DROP ELBOW MTG SCREW	B	EA	2	*	*	*	*	*	*	*	38	8

SMR CODE	FEDERAL STOCK NUMBER	DESCRIPTION REF NUMBER & MFR CODE	USABLE ON CODE	UNIT OF MEAS	QTY INC IN UNIT	(6) 30-DAY DS MAINT ALLOWANCE			(7) 30-DAY GS MAINT ALLOWANCE			(8) 1-YR ALW PER 100 EQUIP CNTGY	(9) DEPOT MAINT ALW PER 100 EQUIP	(10) ILLUS- TRATION	
						(A)	(B)	(C)	(A)	(B)	(C)	FIG NO	ITEM NO		
P O	4730-246-9200	MLBOW, PIPE: FUEL LINE WVP521 (81348)	AB	EA	12	*	*	*	*	*	*	*	*	38	9
X20		NUT, PLAIN, HEXAGON: ELBOW MTG 1-4-20 (87005)	A	EA	2									38	10
P O	5310-723-4458	NUT, PLAIN, HEXAGON: DROP ELBOW MTG SCREW	B	EA	2	*	*	*	*	*	*	*	*	38	10
X20		BOLT, ANCHOR Z256-12 (11568)	AB	EA	8									38	11
X20		PLATE, ANCHOR Z256-13 (11568)	AB	EA	4									38	12
X20		WASHER, LOCK: ANCHOR BOLT 1-2W (79807)	AB	EA	8									38	13
X20		WASHER, LOCK: ANCHOR BOLT MS35338-10 (96906)	AB	EA	8									38	
X20		NUT, PLAIN, HEXAGON: ANCHOR BOLT 1-2-134 (87764)	A	EA	8									38	14
X20		NUT, PLAIN, HEXAGON: ANCHOR BOLT 1-2-13N (87764)	AB	EA	8									38	
P O	5310-768-0318	NUT, PLAIN, HEXAGON: ANCHOR BOLT 1-2-13N (87764)	B	EA	8	*	*	*	*	*	*	*	*	38	14
X2F		RAIL ASSEMBLY Z256-33 (11568)	AB	EA	1									39	1
P F	5310-732-0558	NUT, PLAIN, HEXAGON: RAIL TO MOUNT 3-8-16N (87764)	AB	EA	8	*	*	*	*	*	*	*	*	39	2
X2F		WASHER, LOCK: RAIL TO MOUNT 3-8FTL (79870)	A	EA	4									39	3
X2F		WASHER, LOCK: RAIL TO MOUNT 3-8FTL (79870)	B	EA	4									39	3
P O	5310-011-4378	NUT, PLAIN, HEXAGON: BATTERY HOLD-DOWN	A	EA	2	*	*	*	*	*	*	*	*	39	4
X20		NUT, PLAIN, HEXAGON: BATTERY HOLD-DOWN STUD 5-16-18 (87764)	B	EA	4									39	4
X20		WASHER, FLAT: BATTERY HOLD-DOWN 1-4FW (79807)	A	EA	2									39	5
P O	5310-081-4019	WASHER, FLAT: BATTERY HOLD-DOWN STUD	B	EA	4	*	*	*	*	*	*	*	*	39	5
X20		FRAME: BATTERY HOLD-DOWN Z256-16 (11568)	A	EA	1									39	6
P O	6140-980-0157	LEAD, STORAGE BATTERY: BATTERY TO GROUND Z259-20 (11568)	AB	EA	1	*	*	*	*	*	*	*	*	39	7
X20		PAN, BOTTOM Z256-9 (11568)	A	EA	1									39	8
X20		PAN, BOTTOM Z256-25 (11568)	B	EA	1									39	8
P O	5310-584-5005	NUT, PLAIN, HEXAGON: STARTER CABLE CLAMP	AB	EA	1	*	*	*	*	*	*	*	*	39	9
P F	5310-761-6882	NUT, PLAIN, HEXAGON: FLEX MOUNTING	AB	EA	8	*	*	*	*	*	*	*	*	39	10
P F	5310-582-5965	WASHER, LOCK: FLEX MOUNT MTG	AB	EA	8	*	*	*	*	*	*	*	*	39	11
X2F		SCREW, CAP, HEXAGON HEAD: FLEXIBLE MOUNT	AB	EA	4									39	12
X2F		MOUNT, FLEX Z256-34 (11568)	AB	EA	4									39	13

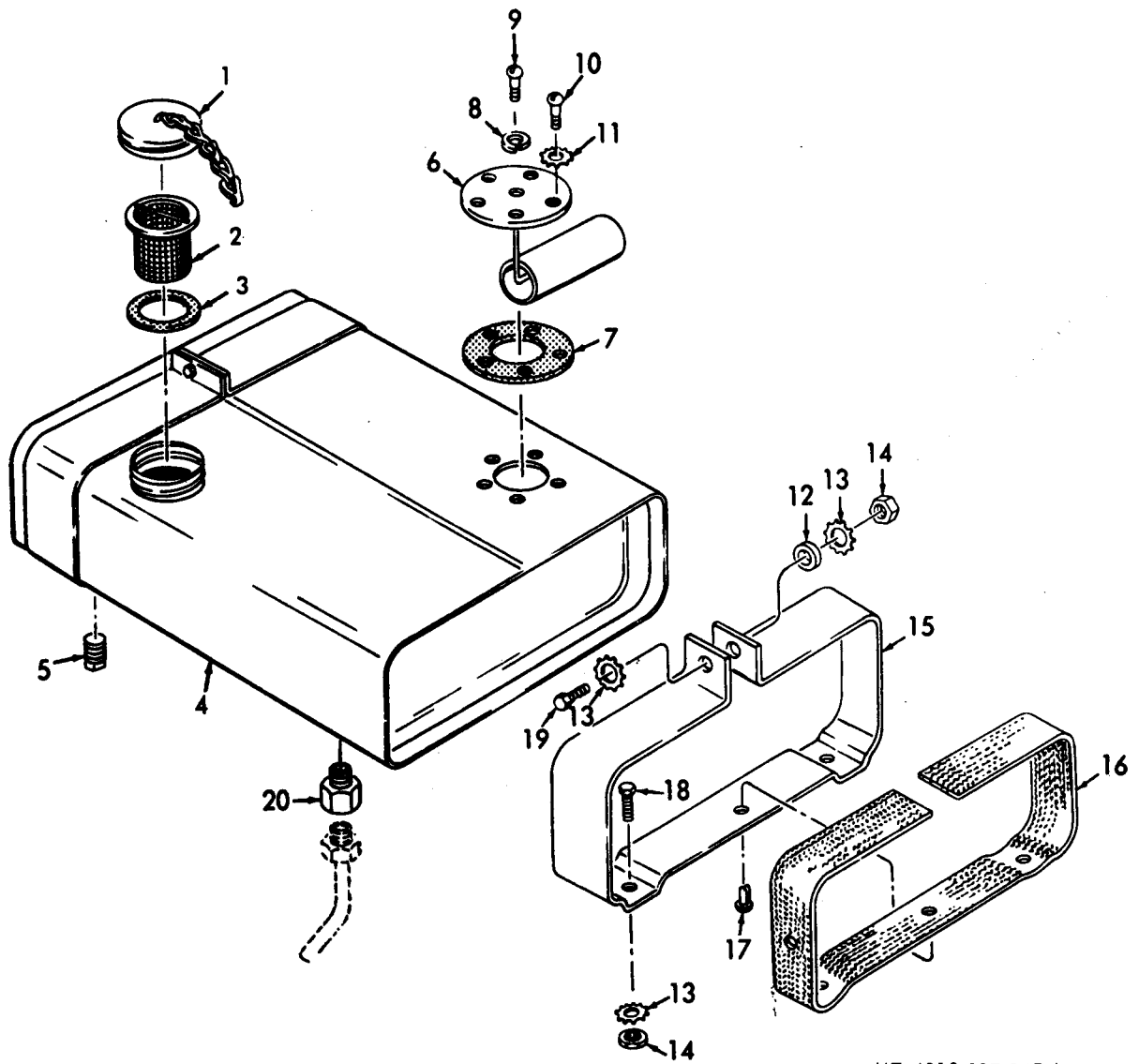
SMR CODE	FEDERAL STOCK NUMBER	DESCRIPTION	USABLE ON CODE	UNIT OF MEAS	QTY INC IN UNIT	(6) 30-DAY DS MAINT ALLOWANCE			(7) 30-DAY GS MAINT ALLOWANCE			(8) 1-YR ALW PER 100 EQUIP CNTGY	(9) DEPOT MAINT ALW PER 100 EQUIP	(10) ILLUS- TRATION	
						(A)	(B)	(C)	(A)	(B)	(C)	FIG NO	ITEM NO		
P F	5305-068-0502	SCREW, CAP, HEXAGON HEAD: FLEX MOUNT MTG	AB	EA	8	*	*	*	*	*	*	*	*	39	14
P O	5305-225-3840	SCREW, CAP, HEXAGON HEAD: STARTER CABLE CLAMP	AB	EA	1	*	*	*	*	*	*	*	*	39	15
X20		STUD: BATTERY HOLD-DOWN BOTH ENDS, 1/4-20 THD SIZE, 9 3/8 IN. LG Z256-15 (11568)	A	EA	2									39	16
X20		NUT, SSELF-LOCKING HEXAGON: BATTERY HOLD-DOWN 1-4-20N (87764)	A	EA	2									39	
X20		STUD: BATTERY HOLD-DOWN Z256-15A (11568)	B	EA	4									39	16
X20		CLAMP, CABLE: STARTER CABLE Z256-11 (11568)	AB	EA	1									39	17
X2F		ENCLOSURE ASSEMBLY Z256 (1156)	A	EA	1									40	
X2F		ENCLOSURE ASSEMBLY Z256A (11568)	B	EA	1									40	
X20		COVER ASSEMBLY, DUCT Z256-14 (11568)	AB	EA	1									40	1
X20		END, DUCT: ENCLOSURE Z256-4 (11568)	A	EA	1									40	2
X20		END DUCT: ENCLOSURE Z256A (11568)	B	EA	1									40	2
X20		HOOK: DOOR Z256-17 (11568)	AB	EA	4									40	3
X20		SCREW, MACHINE: TOOL BOX MTG 10-32X3-8FHMS (11568)	AB	EA	4									40	4
X20		SCREW, MACHINE: LOUVER, DOOR HINGE INSTRUMENT PANEL DOOR MTG 10-32X3-8FHMS (87764)	AB	EA	42									40	4
X20		NUT, PLAIN, HEXAGON: DOOR HINGE MTG 10-32N (87764)	A	EA	14									40	
X20		NUT, PLAIN, HEXAGON: DOOR HINGE MTG 10-32N (87764)	B	EA	16									40	
X20		DOOR ASSEMBLY, REAR Z256-3 (11568)	A	EA	1									40	5
X1		LATCH: DOOR Z256-20 (11568)	A	EA	2									40	
X20		DOOR ASSEMBLY, REAR Z256-3A (11568)	B	EA	1									40	5
X20		END: LOUVER, ENCLOSURE Z256-5 (11568)	AB	EA	1									40	6
X20		SCREW, MACHINE: LOUVER MTG 10-32X5-8FHMS (87764)	A	EA	2									40	7
X20		SCREW, MACHINE: LOUVER MTG 10-32X1-5FHMS (87764)	B	EA	32									40	7
P O	5305-988-1723	SCREW, MACHINE: PANEL TO BASE	A	EA	42	*	*	*	*	*	*	*	*	40	8
X20		SCREW, MACHINE: PANELS TO BASE 1-4-20X1-2THMS (87764)	B	EA	42									40	8
X20		DOOR: INSTRUMENT PANEL Z256-6 (11568)	AB	EA	1									40	9
X20		LOUVER ASSEMBLY, ADJUSTABLE Z256-22 (11568)	AB	EA	1									40	10

SMR CODE	FEDERAL STOCK NUMBER	DESCRIPTION REF NUMBER & MFR CODE	USABLE ON CODE	UNIT OF MEAS	QTY INC IN UNIT	(6) 30-DAY DS MAINT ALLOWANCE			(7) 30-DAY GS MAINT ALLOWANCE			(8) 1-YR ALW PER 100 EQUIP CNTGY	(9) DEPOT MAINT ALW PER 100 EQUIP	(10) ILLUS-TRATION	
						(A)	(B)	(C)	(A)	(B)	(C)			(A)	(B)
X20		DOOR: FRONT Z256-2 (11568)	A	EA	1	1-20	21-50	51-100	1-20	21-50	51-100			40	11
X20		DOOR: FRONT Z256-2A (11568)	B	EA	1									40	11
X20		TOP, ENCLOSURE Z256-8 (11568)	A	EA	1									40	12
X20		TOP, ENCLOSURE Z256-8A (11568)	B	EA	1									40	12
X20		LATCH: DOOR HOOK Z256-18 (11568)	AB	EA	4									40	13
P O	5320-960-2778	RIVET, WEATHER SEAL MTG, BRASS 1-8X3-16X7-32X (11568)	AB	EA	162	*	*	*	*	*	*	*	*	40	14
X20		SEAL: BELT SIDE, BOTTOM Z256-26A (11568)	AB	EA	1									40	15
X20		SEAL: BELT SIDE, TOP Z256-26B (11568)	A	EA	1									40	15
X20		SEAL: BELT SIDE, TOP Z256-26B1 (11568)	B	EA	1									40	15
X20		SEAL: FLYWHEEL SIDE, BOTTOM Z256-26C (11568)	A	EA	1									40	15
X20		SEAL: FLYWHEEL SIDE, BOTTOM Z256-26C1 (11568)	B	EA	1									40	15
X20		SEAL: FLYWHEEL SIDE, TOP Z256-26D (11568)	A	EA	1									40	15
X20		SEAL: FLYWHEEL SIDE, TOP Z256-26D1 (11568)	B	EA	1									40	15
X20		SEAL: DOOR END Z256-26E (11568)	AB	EA	4									40	15
X20		SEAL: INSTRUMNET PANEL DOOR Z256-26F (11568)	AB	EA	2									40	15
X20		SEAL: INSTRUMNET PANEL DOOR Z256-26G (11568)	AB	EA	2									40	15
X20		WEATHER STRIP: INSTRUMENT PANEL Z256-24 (11568)	AB	EA	1									40	16
X20		STRIP, LOCK: INSTRUMNET PANEL Z256-25 (11568)	AB	EA	1									40	17
X20		PADLOCK ASSEMBLY Z256-19 (30399)	AB	EA	1									40	18
X20		BOX ASSEMBLY, TOOL Z256-7 (11568)	AB	EA	1									40	19
X1		COVER: TOOL BOX, W/HINGE Z256-23 (11568)	AB	EA	1									40	
X1		LATCH: TOOL BOX Z256-21 (11568)	AB	EA	1									40	



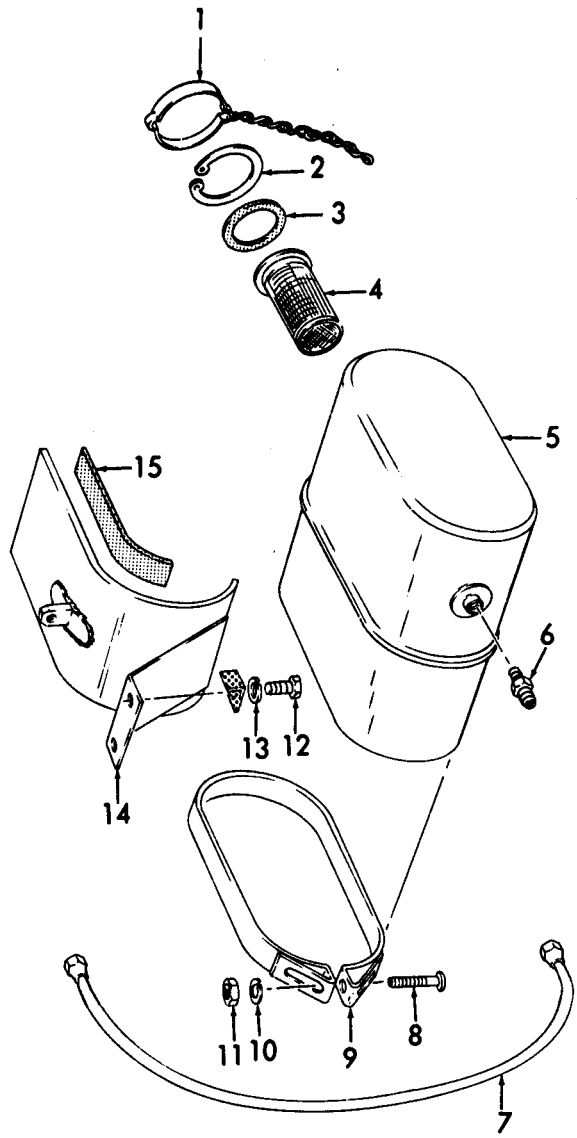
ME 4310-227-34P/1

Figure 1. Flywheel, Pulley, Guard and Belt



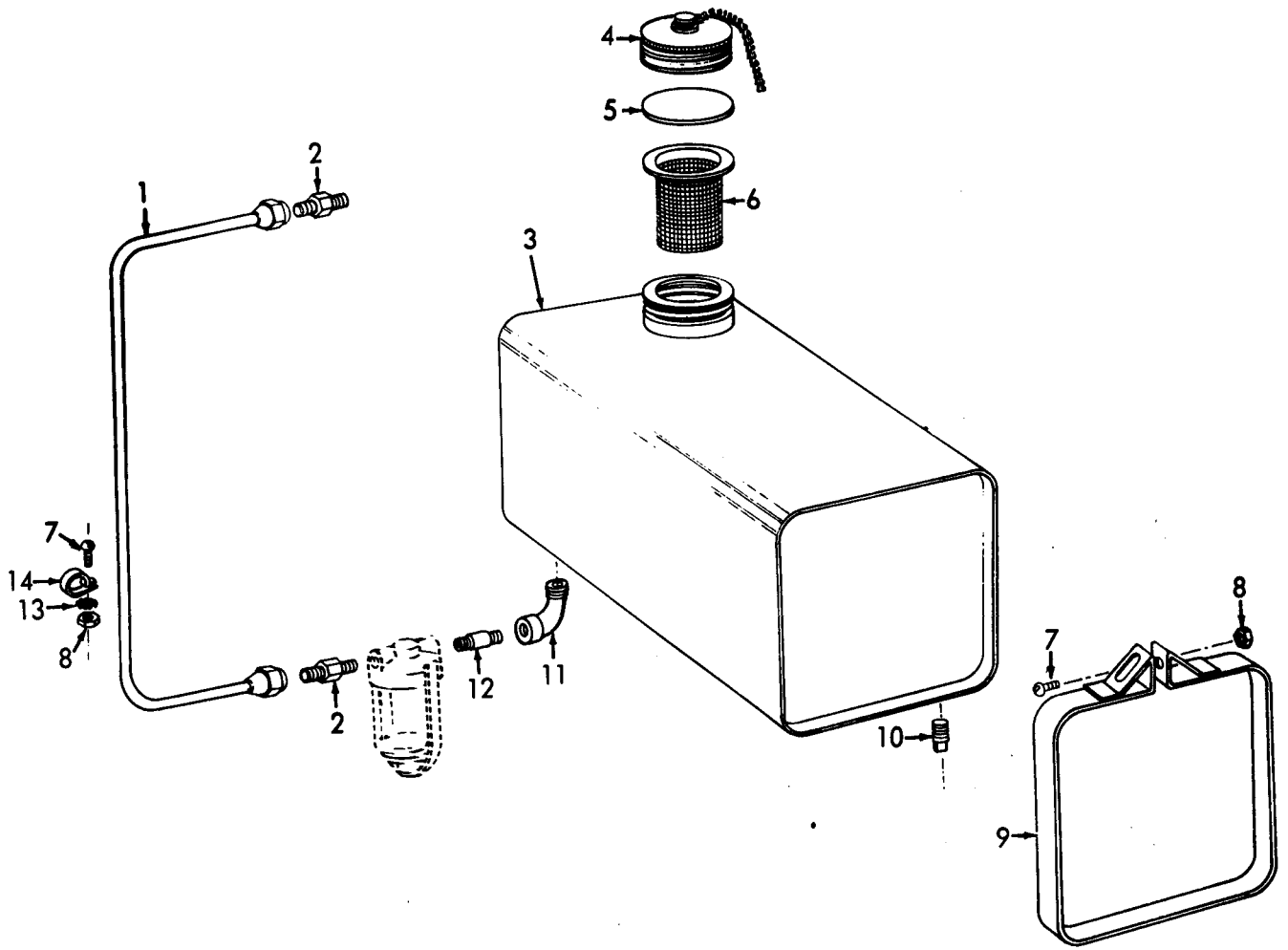
ME 4310-227-34P/2

Figure 2. Fuel Tank



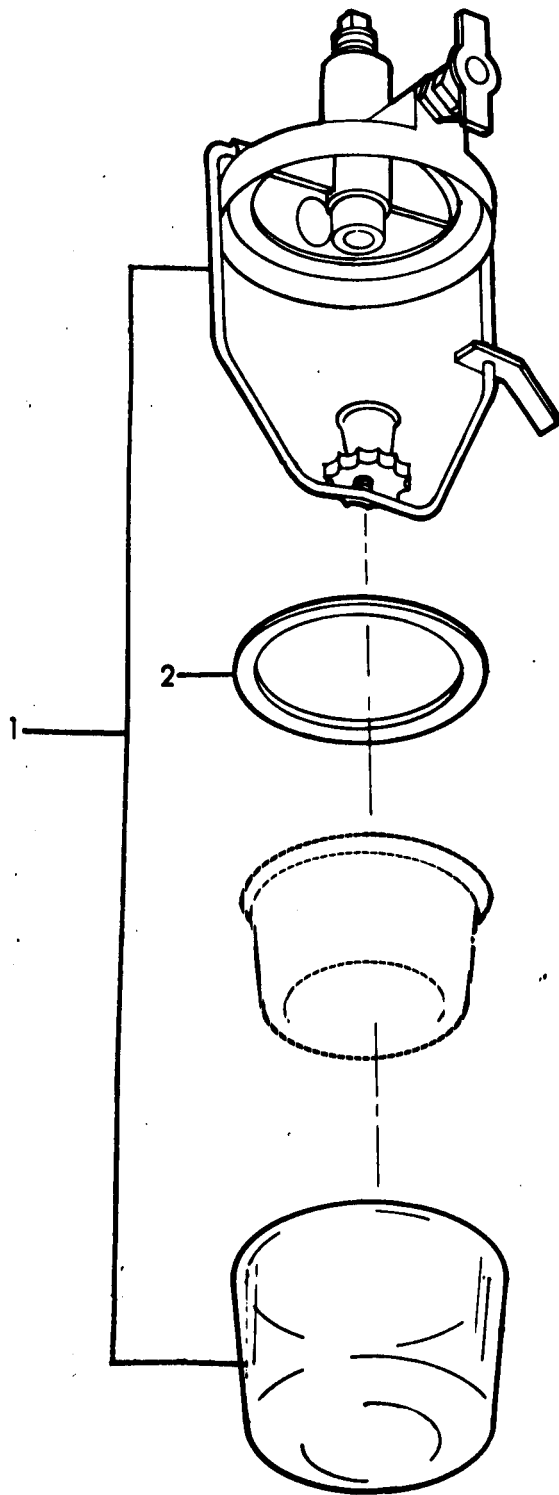
ME 4310-227-34P/3

Figure 3. Fuel Tank



ME 4310-227-34P/4

Figure 4. Fuel Tank, Lines and Fittings



ME 4310-227-34P/5

Figure 5. Fuel Filter

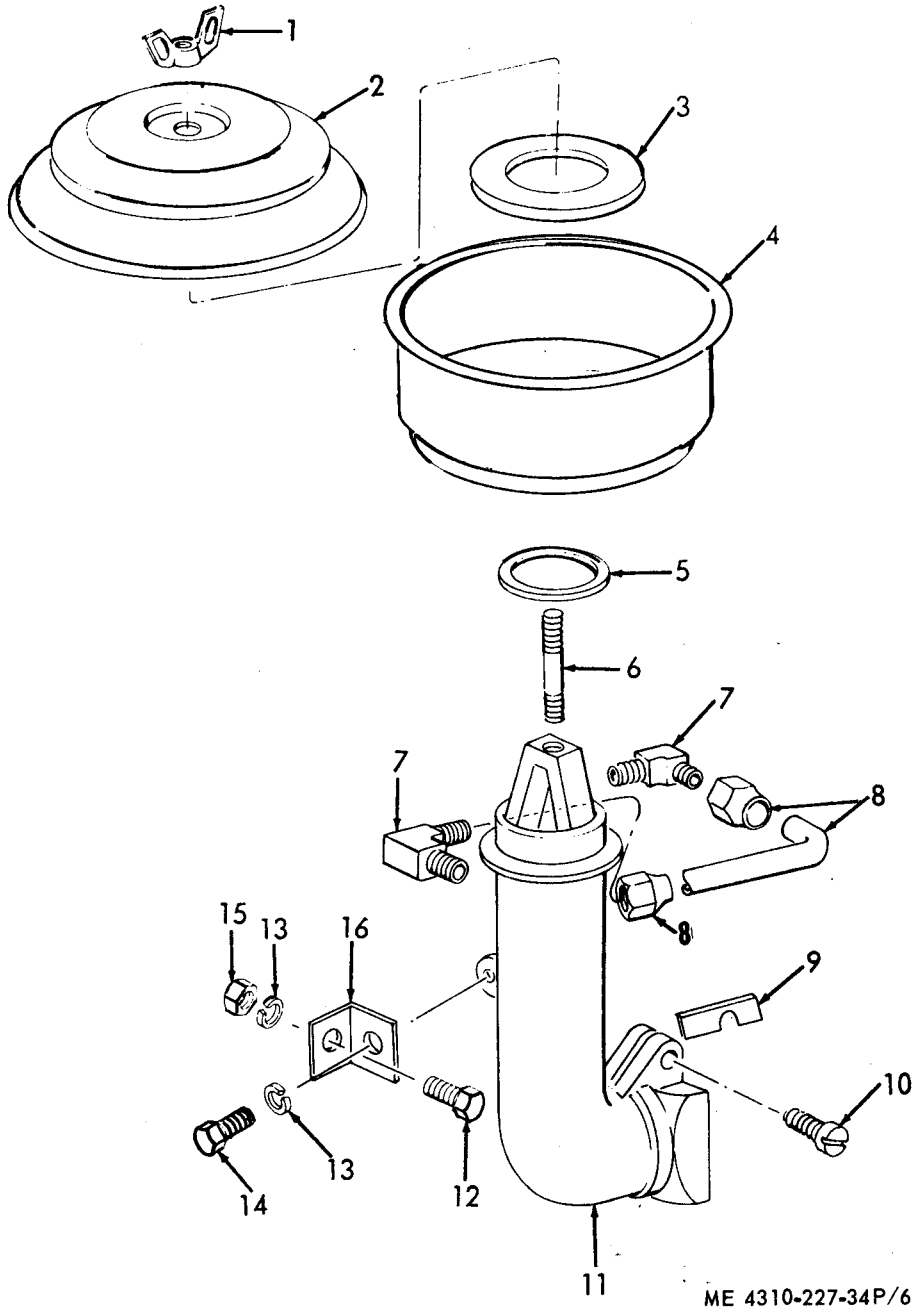
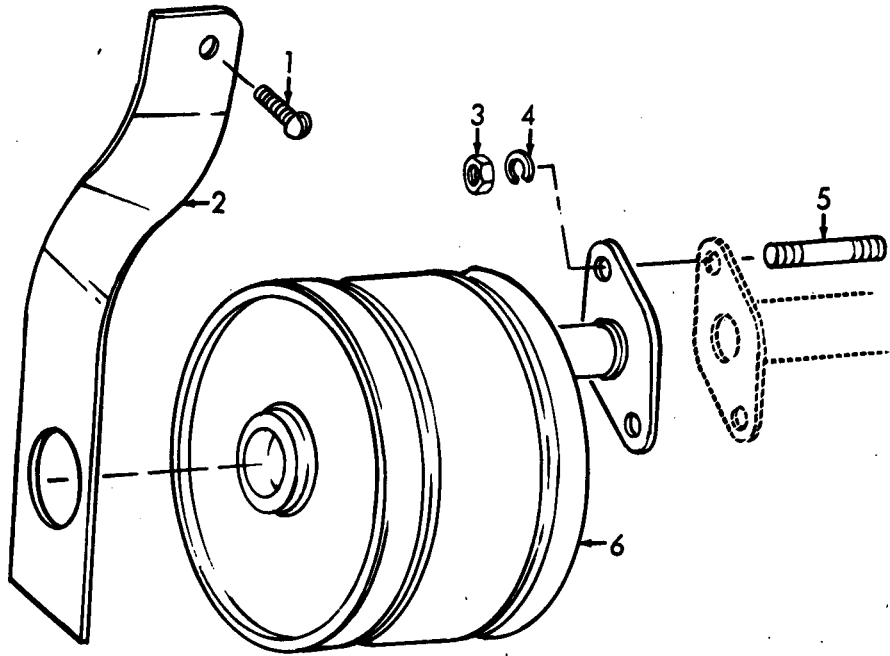
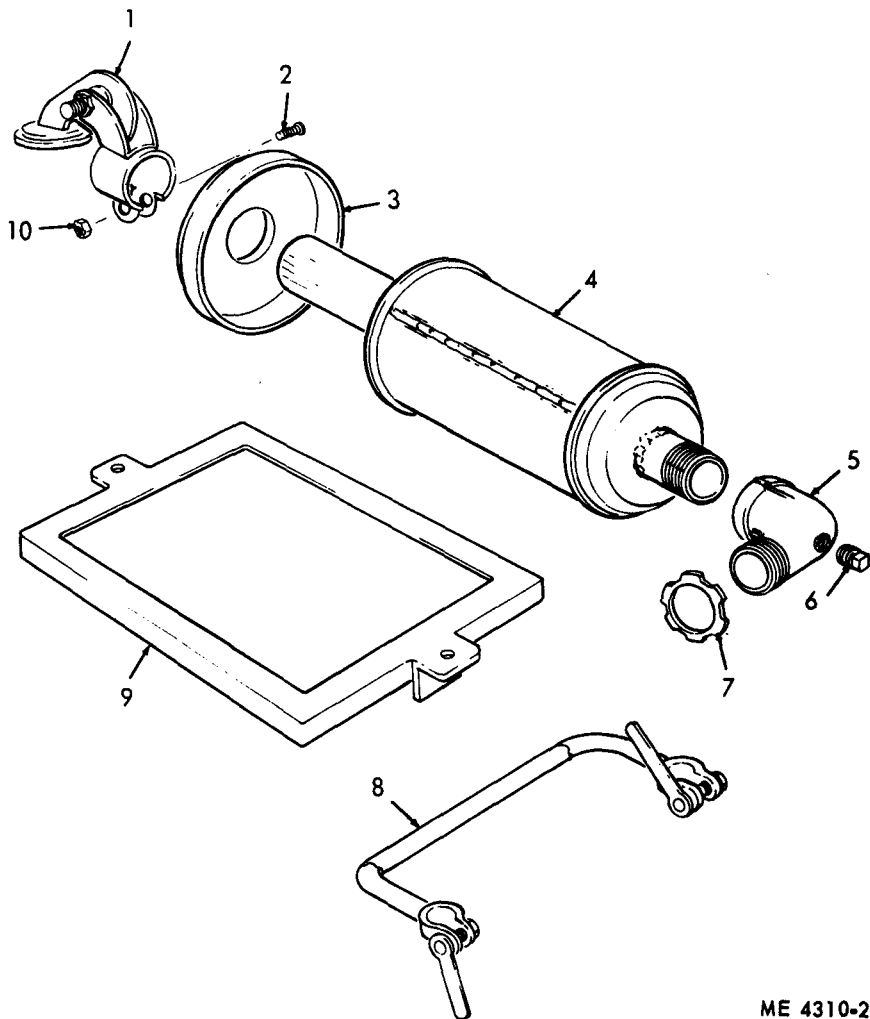


Figure 6. Air Cleaner



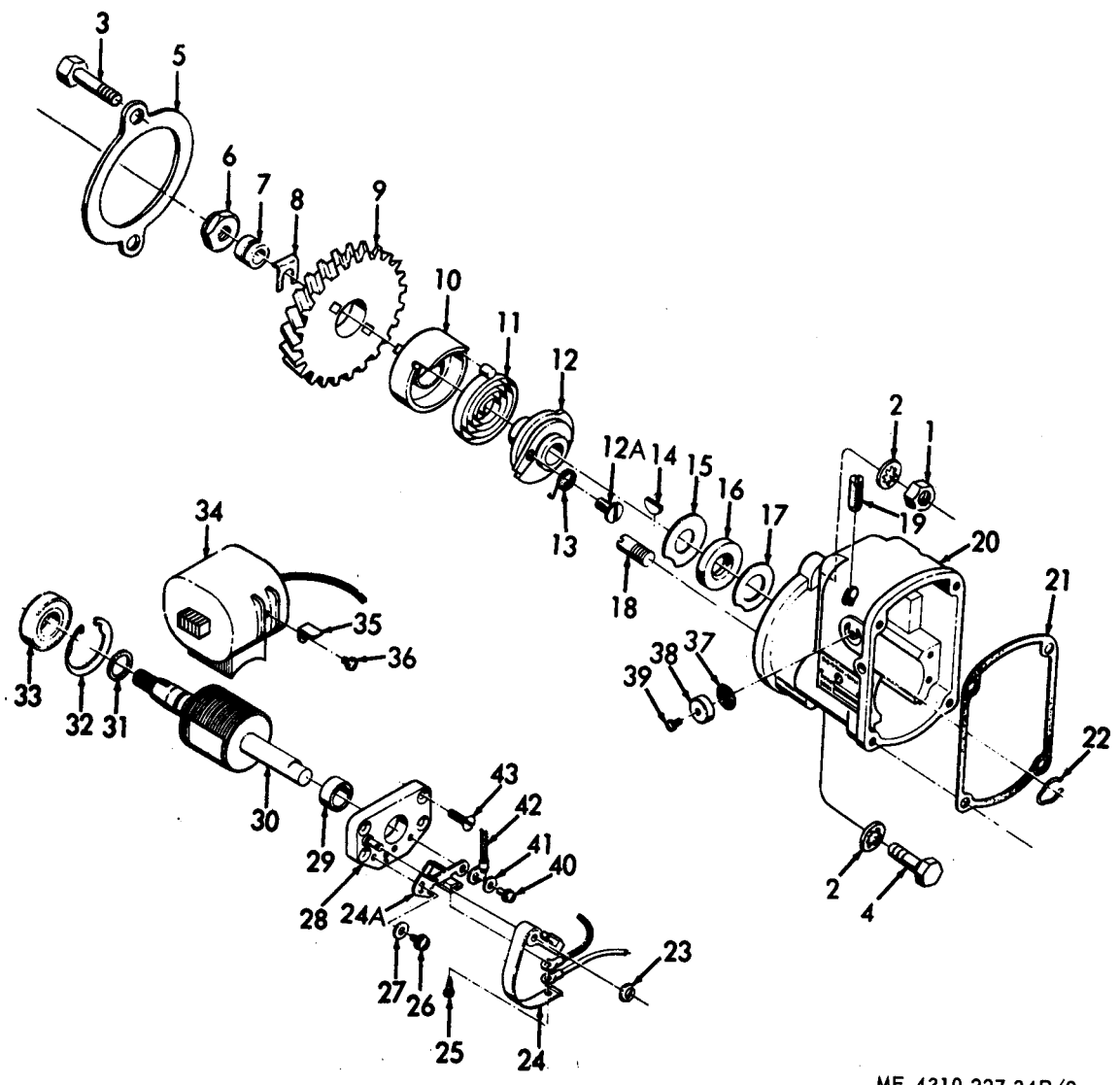
ME 4310-227-34P/7

Figure 7. Muffler and Bracket



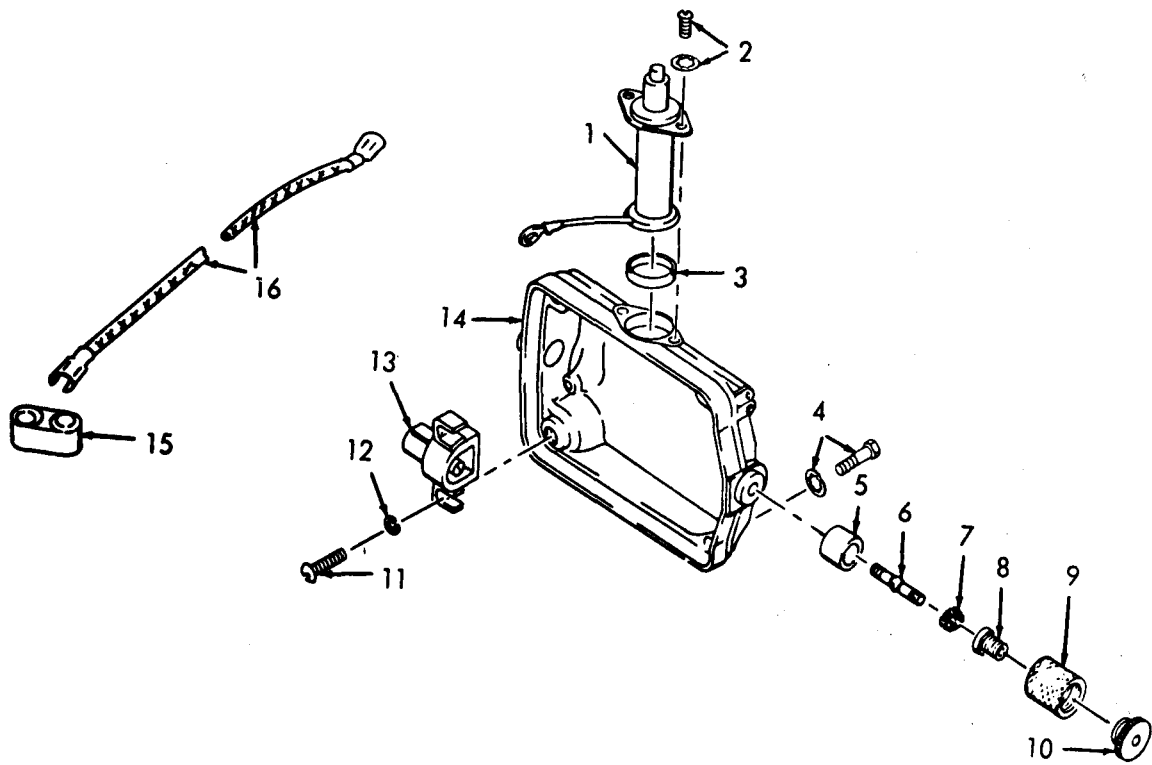
ME 4310-227-34P/8

Figure 8. Battery Frame, Lead and Muffler



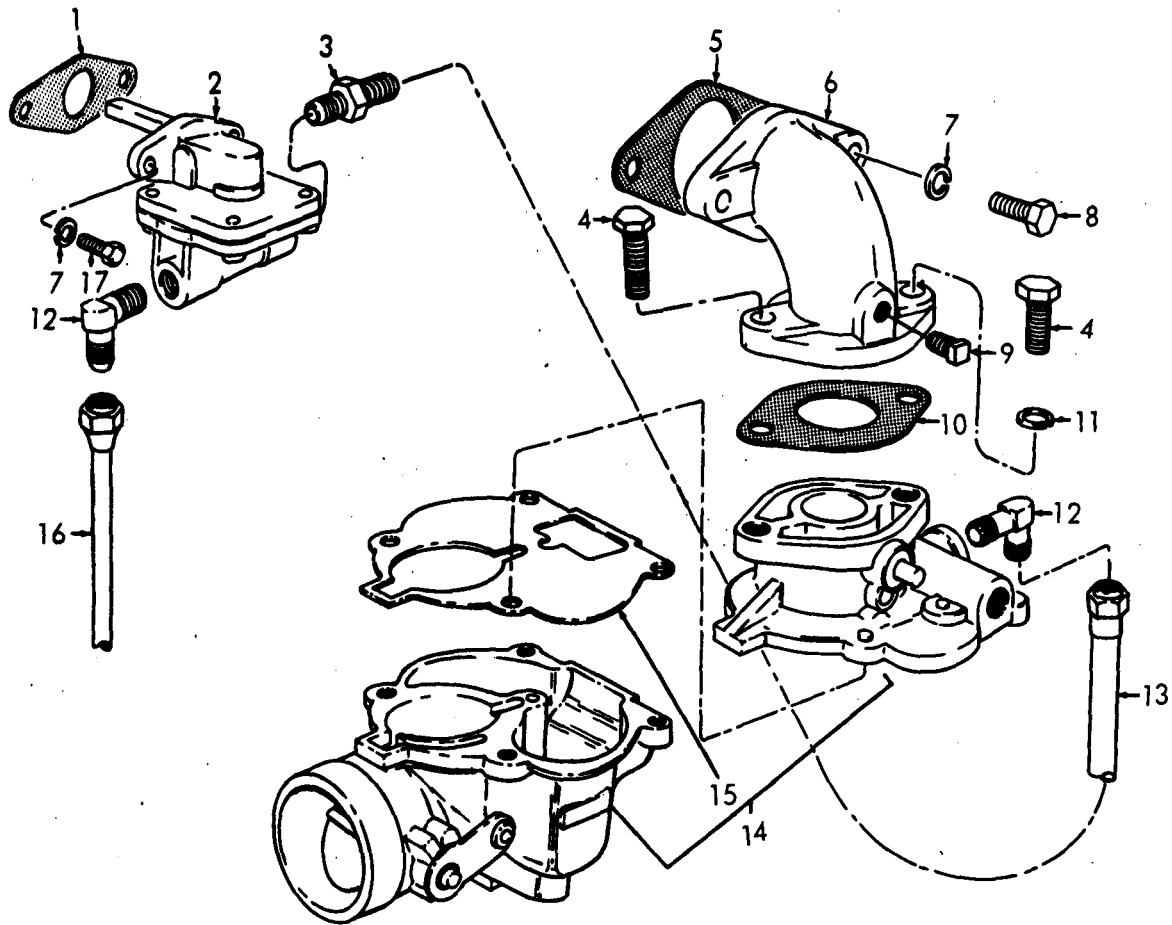
ME 4310-227-34P/9

Figure 9. Magneto



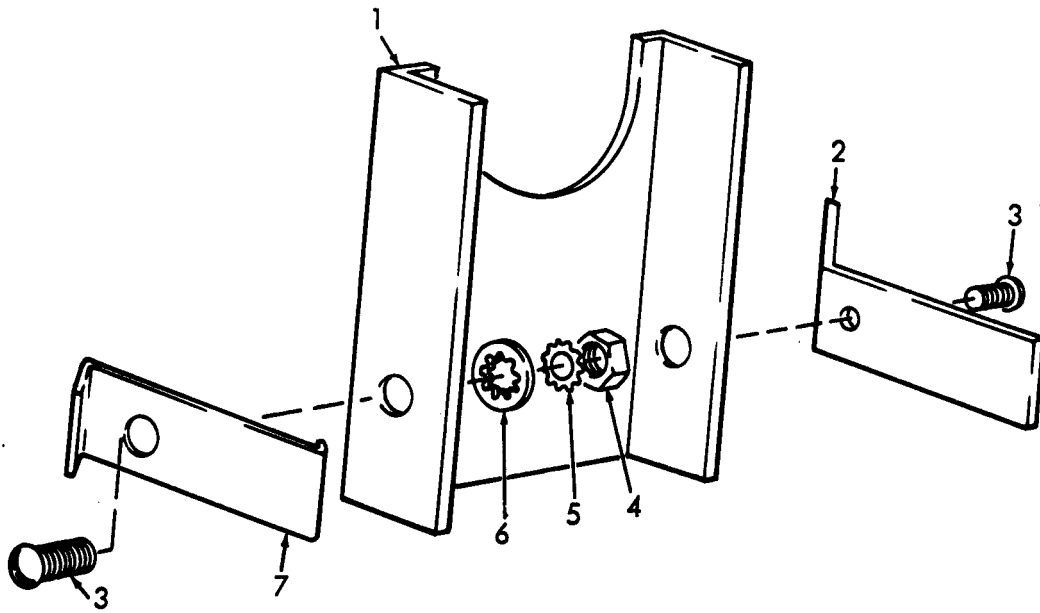
ME 4310-227-34P/10

Figure 10. Magneto Cap, Temperature Switch and Condenser



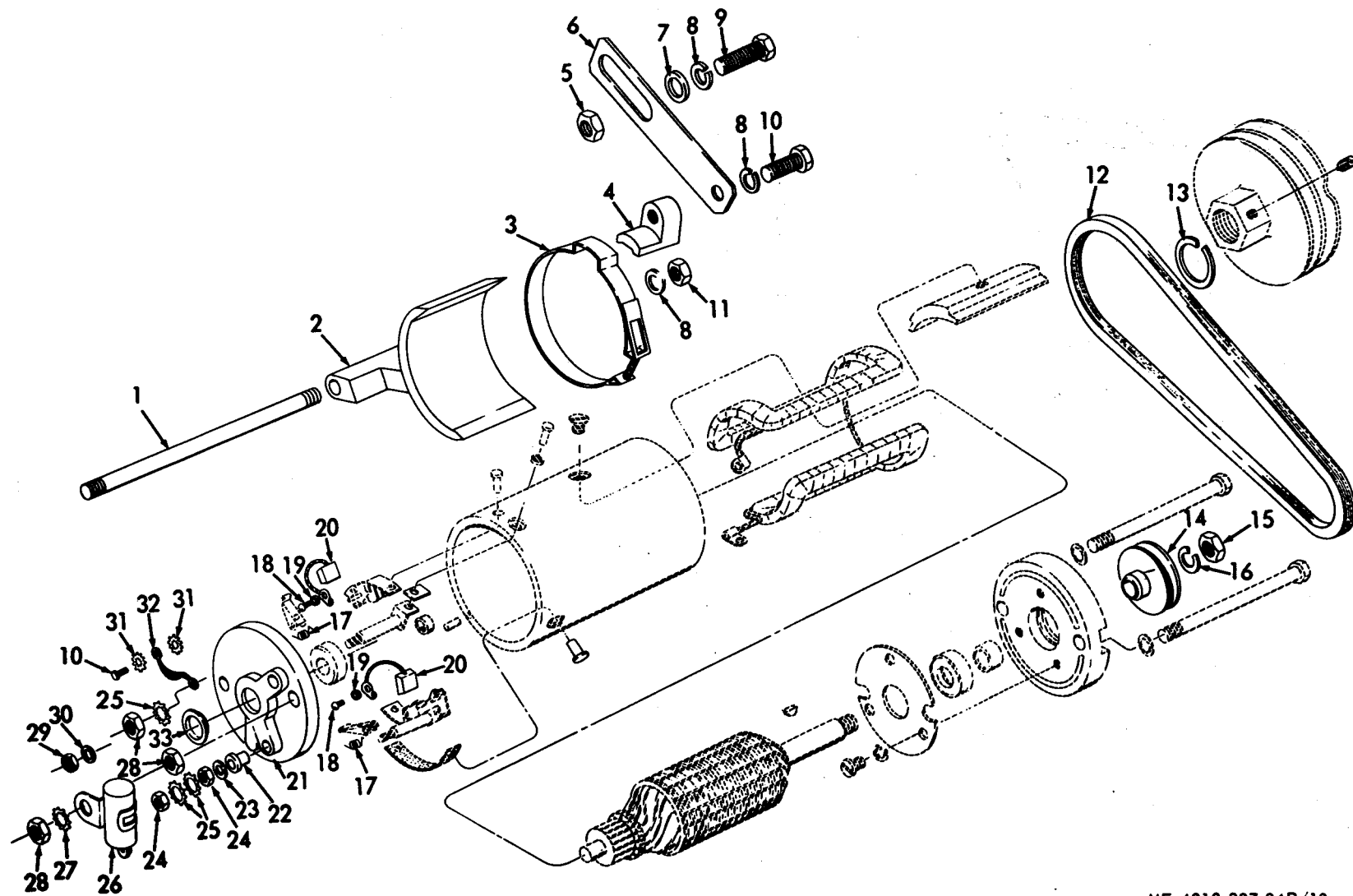
ME 4310-227-34P/11

Figure 11. Carburetor and fuel pump.



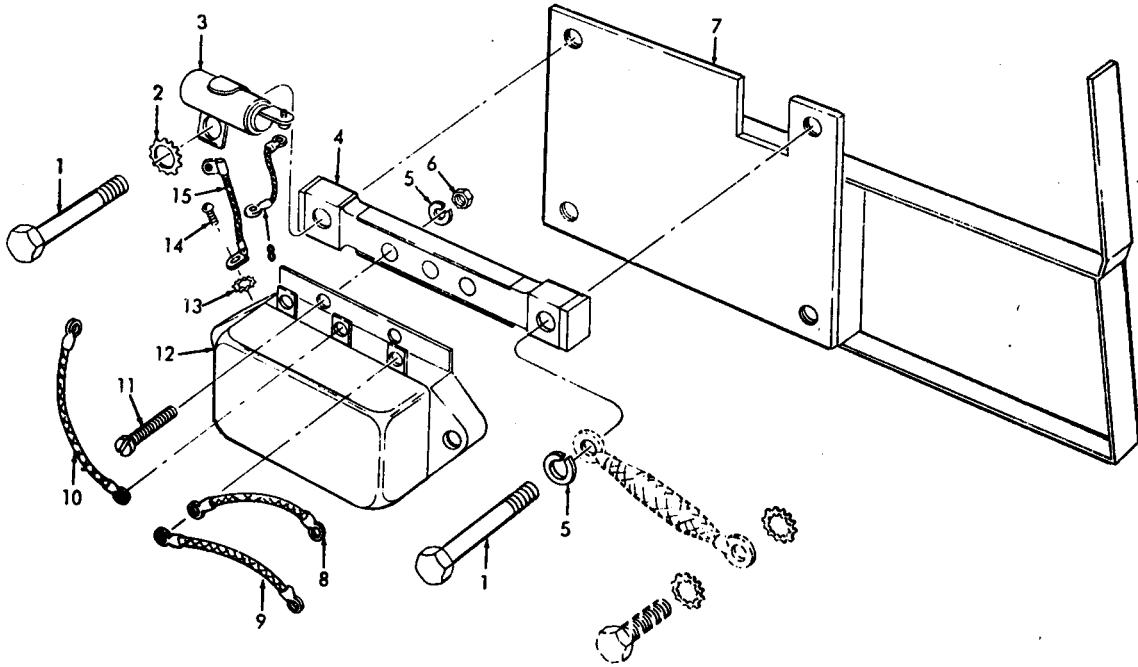
ME 4310-227-34P/12

Figure 12. Generator Belt Guard



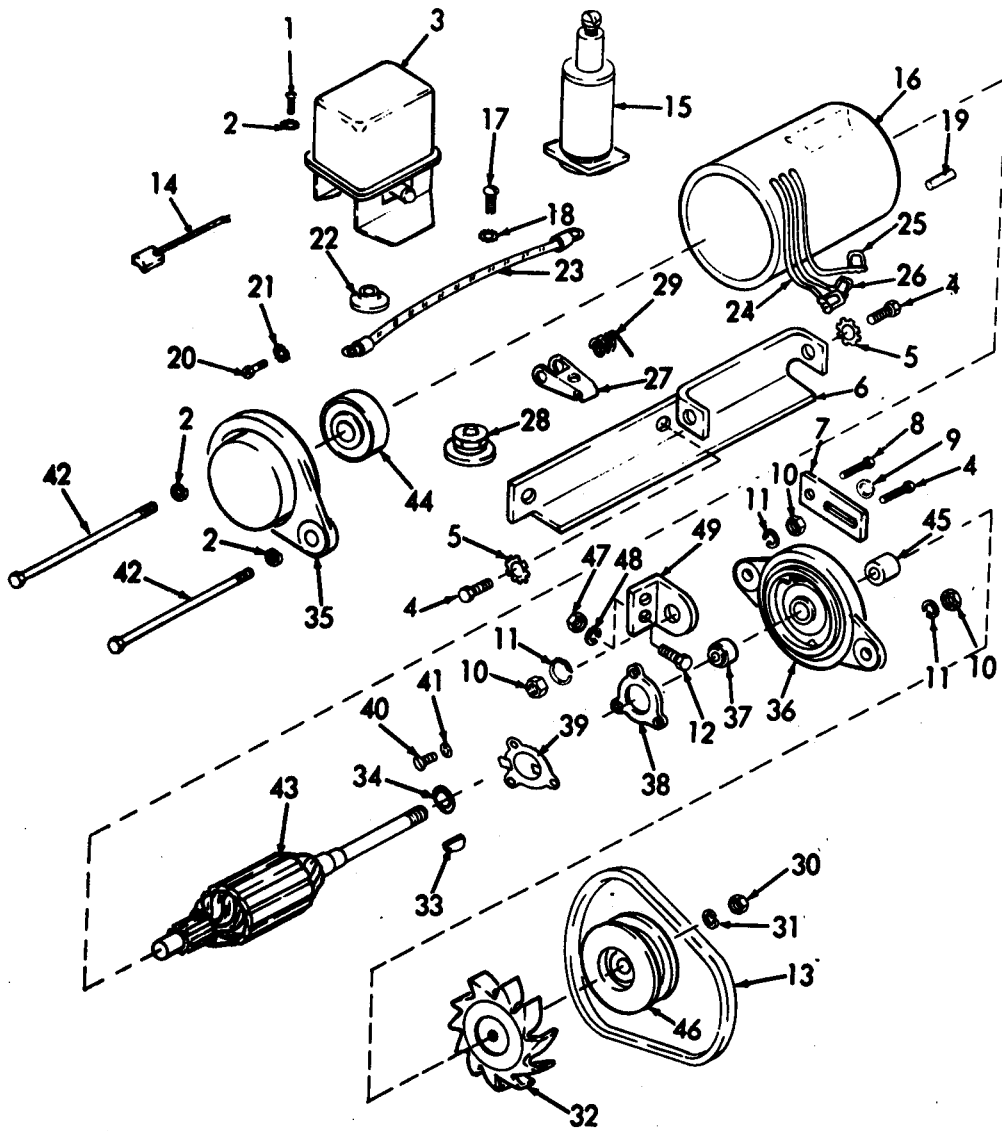
ME 4310-227-34P/13

Figure 13. Generator



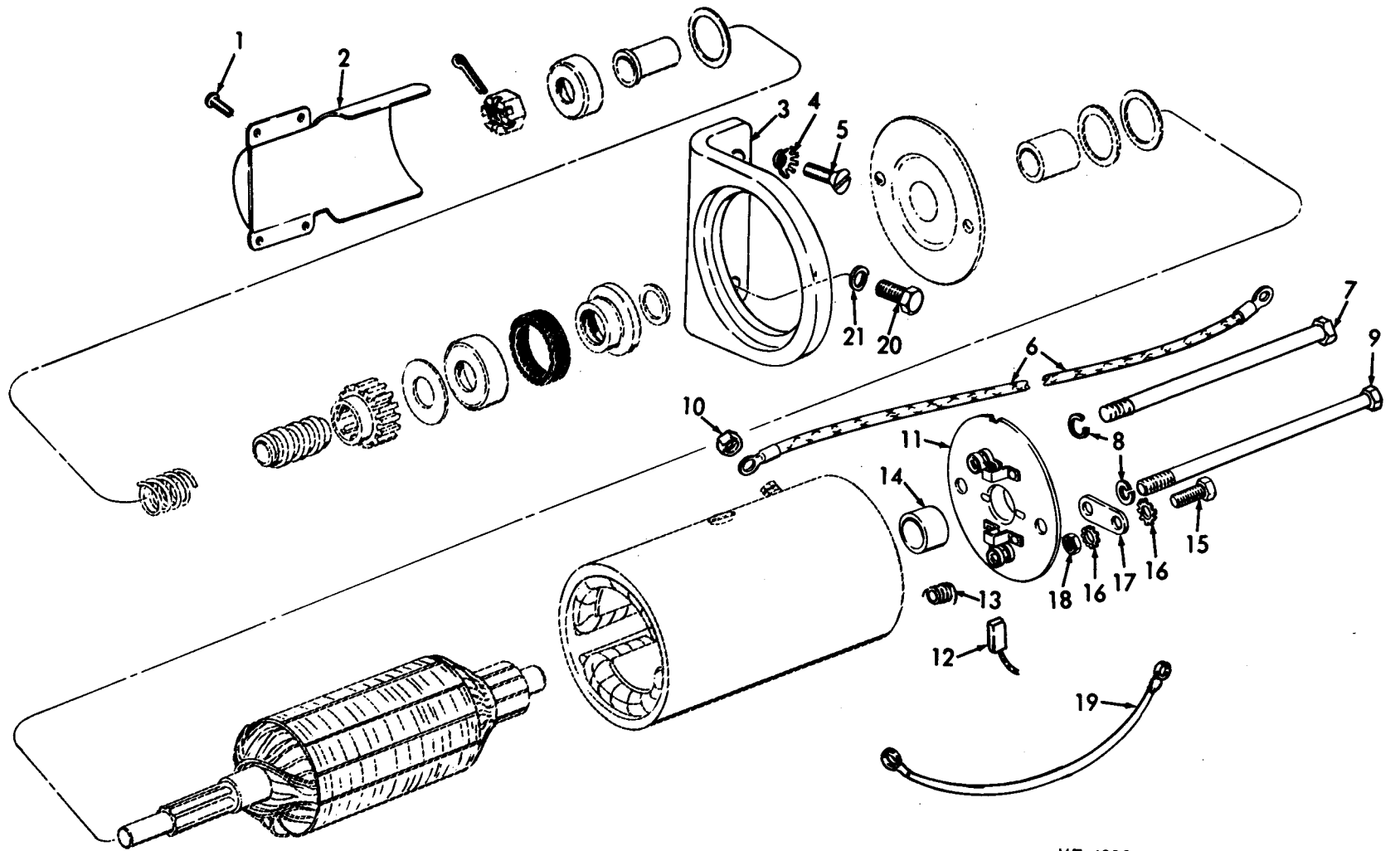
ME 4310-227-34P/14

Figure 14. Generator Regulator



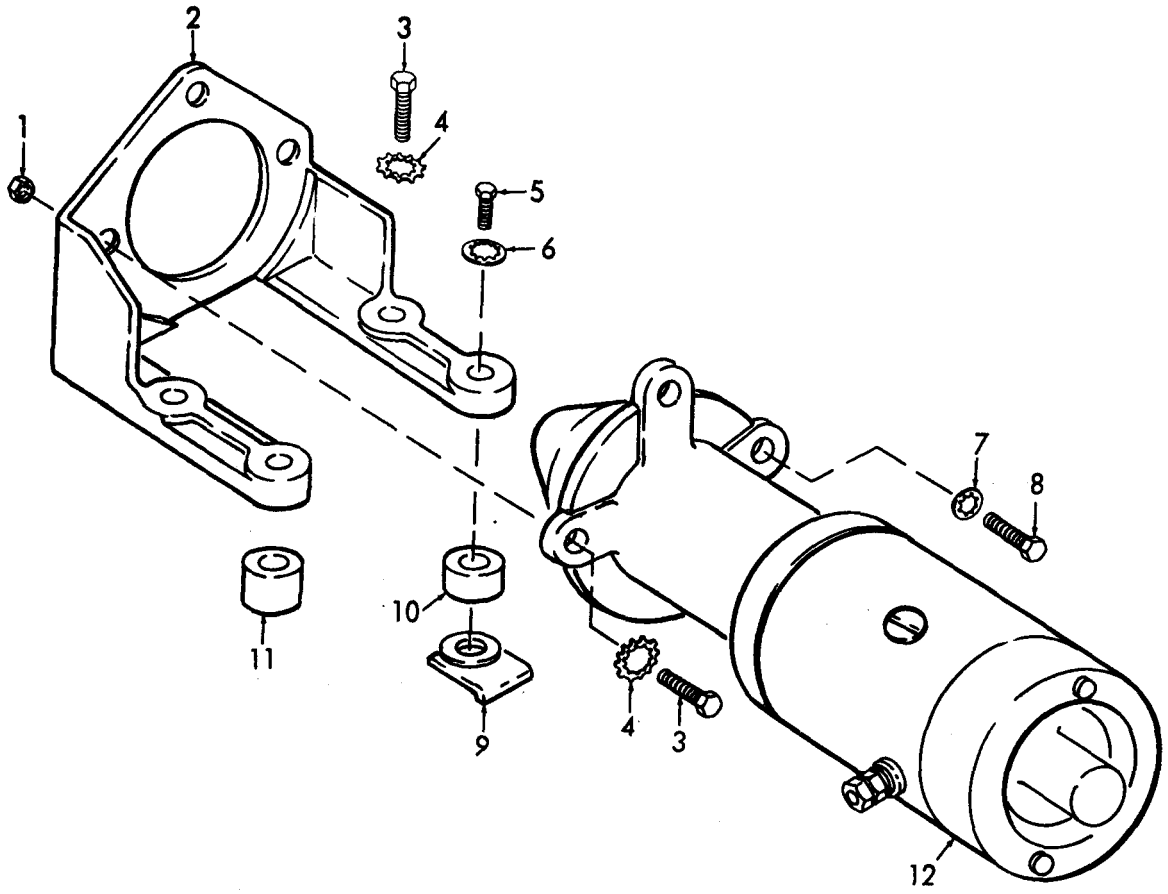
ME 4310-227-34P/15

Figure 15. Generator and Regulator



ME 4310-227-34P/16

Figure 16. Starter



ME 4310-227-34P/17

Figure 17. Starter and Mounting Hardware

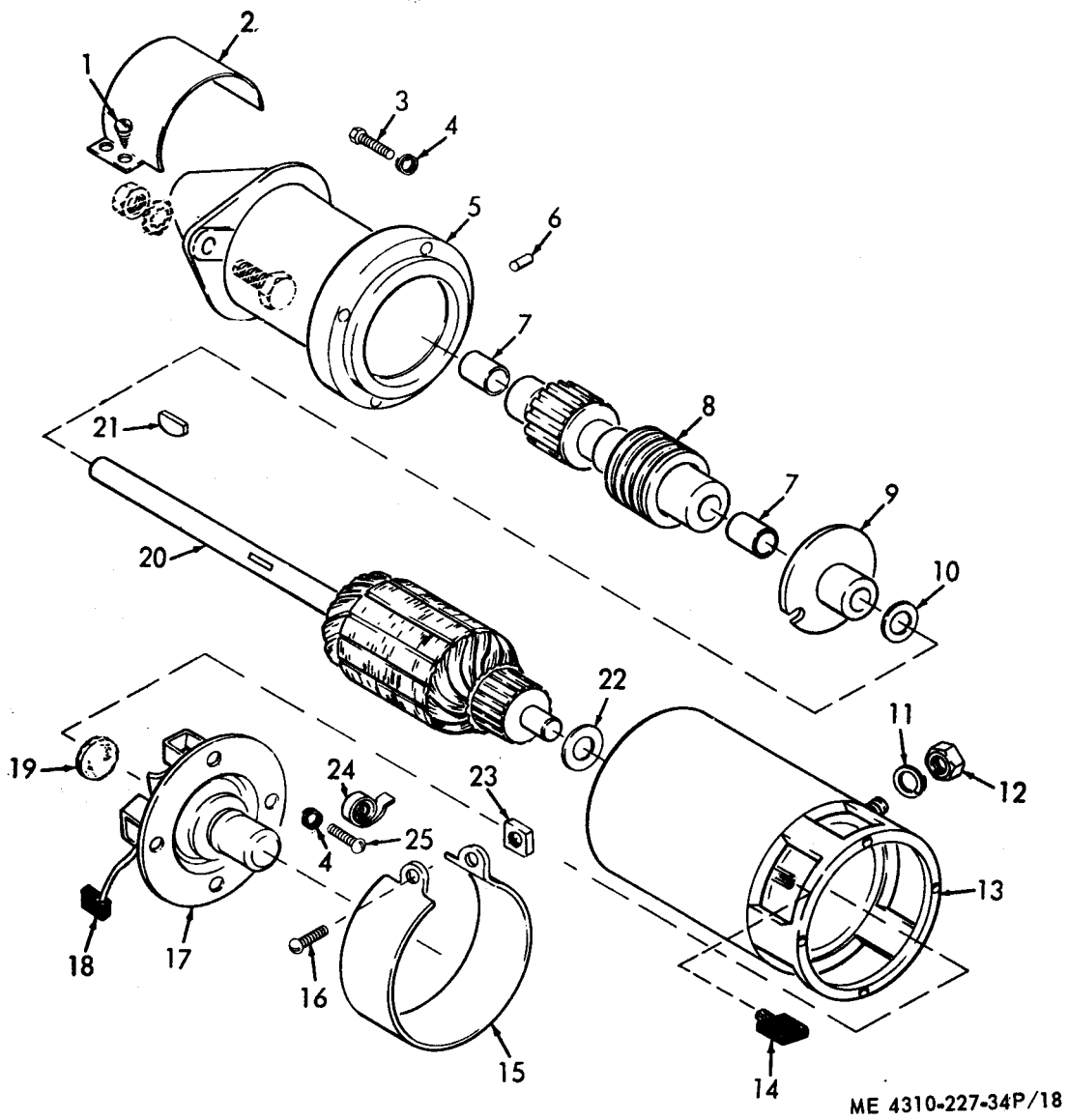
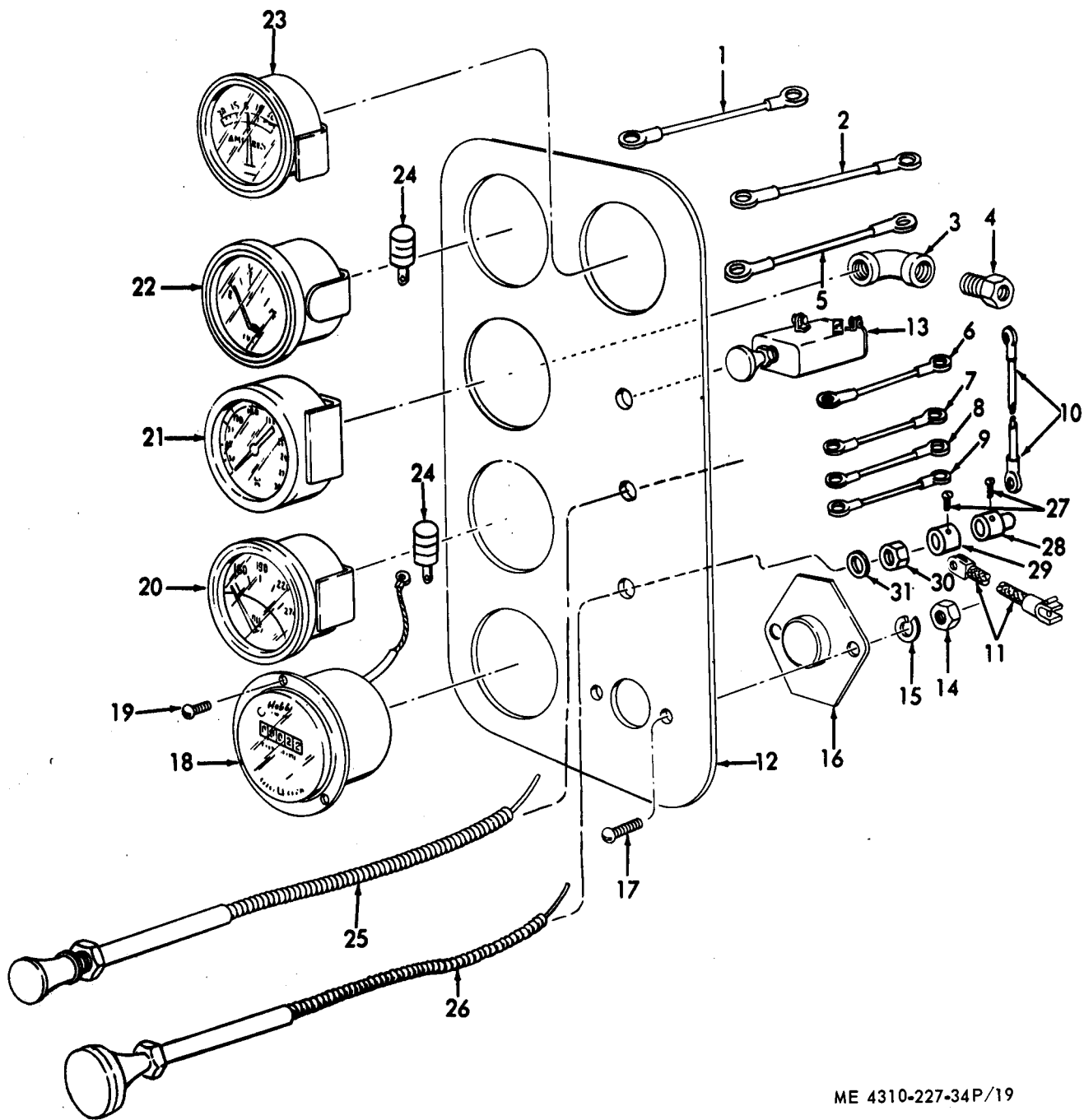
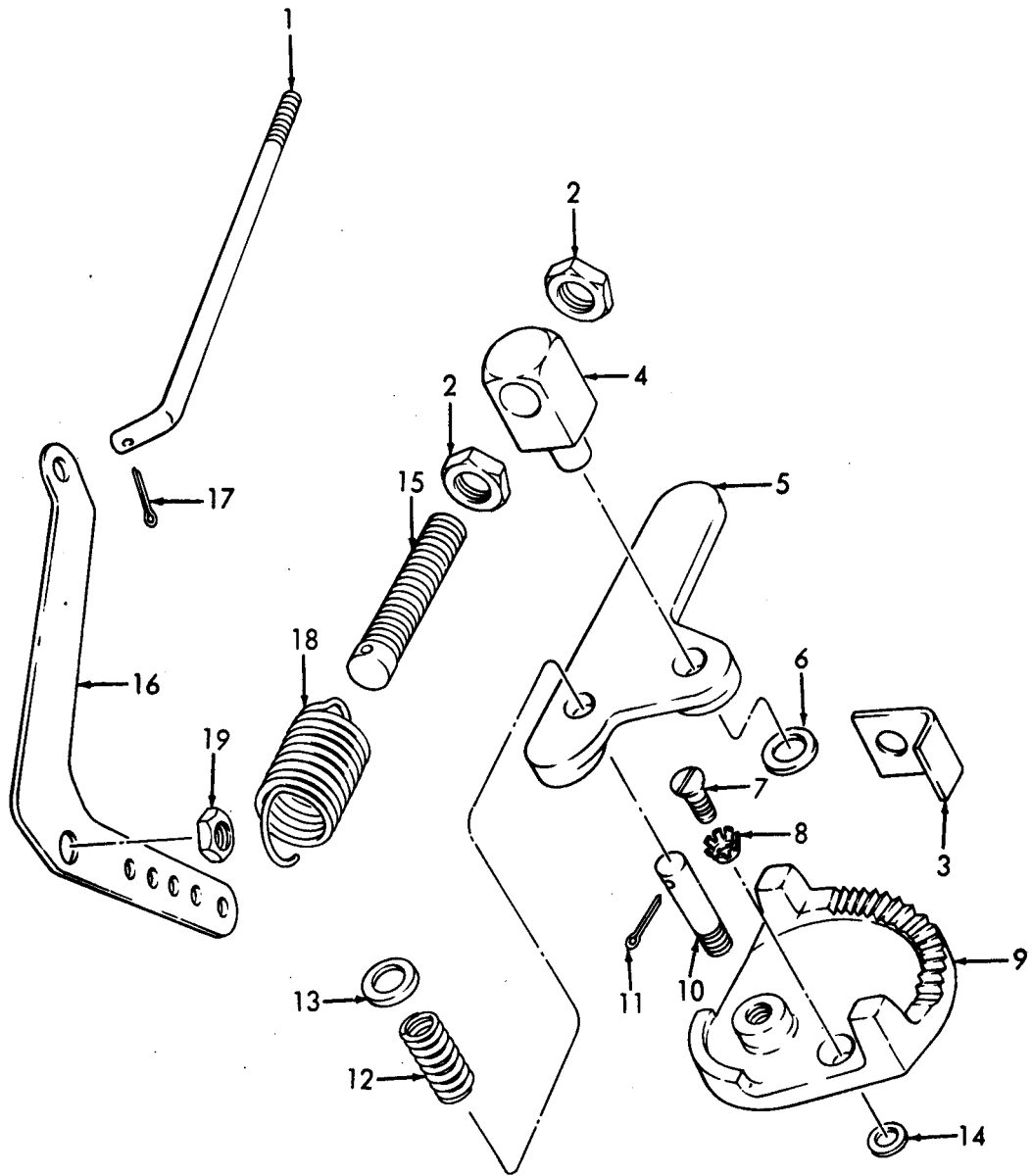


Figure 18. Starter



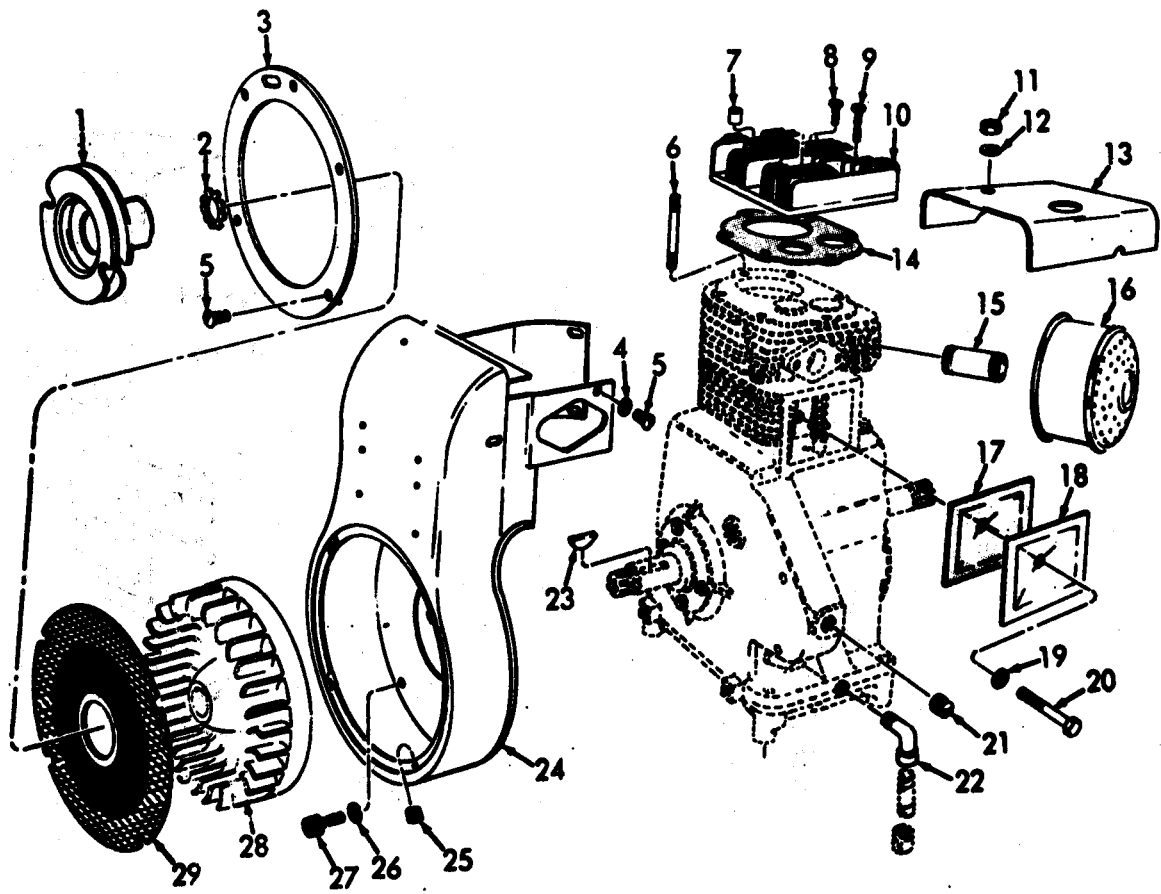
ME 4310-227-34P/19

Figure 19. Control Panel



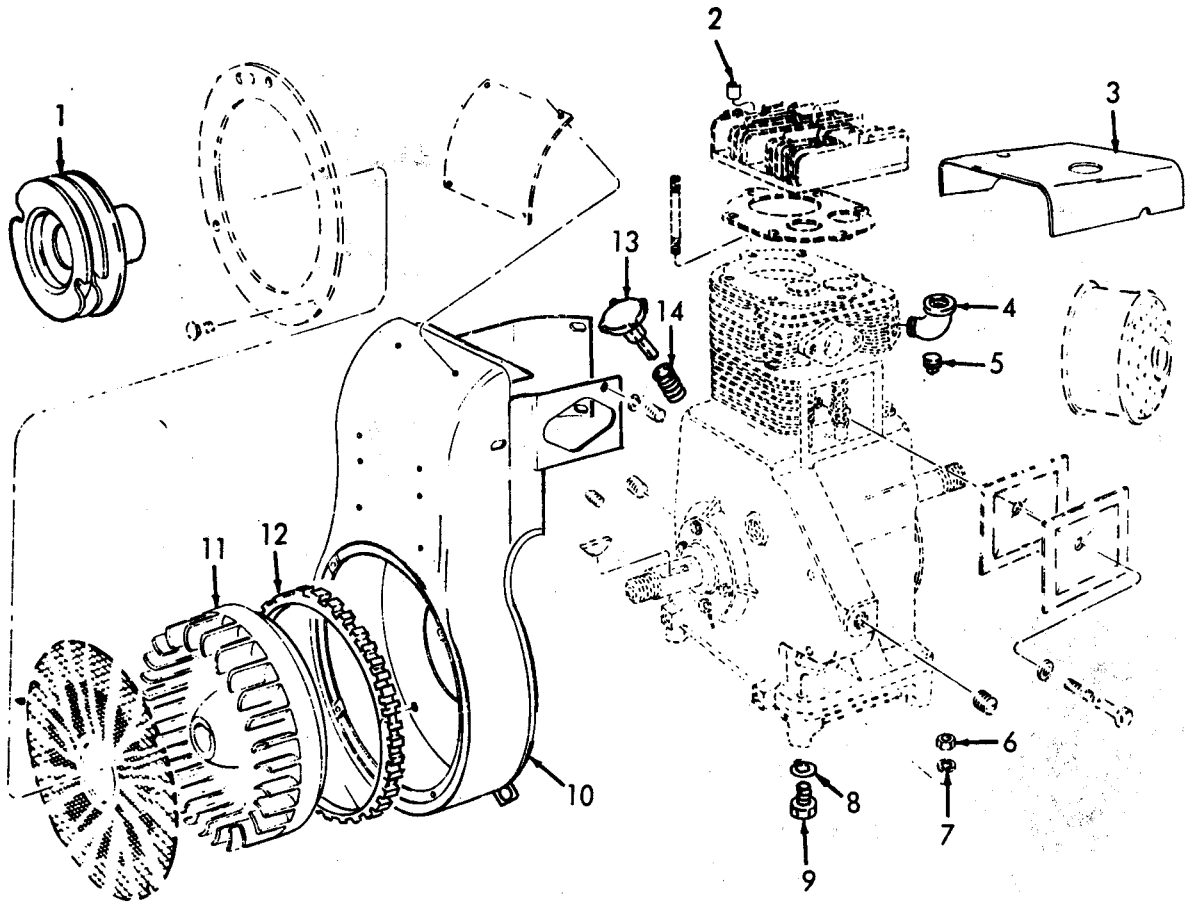
ME 4310-227-34P/20

Figure 20. Throttle Control



ME 4310-227-34P/21

Figure 21. Cylinder head pulley.



ME 4310-227-34P/22

Figure 22. Pulley, Flywheel and Air Shroud

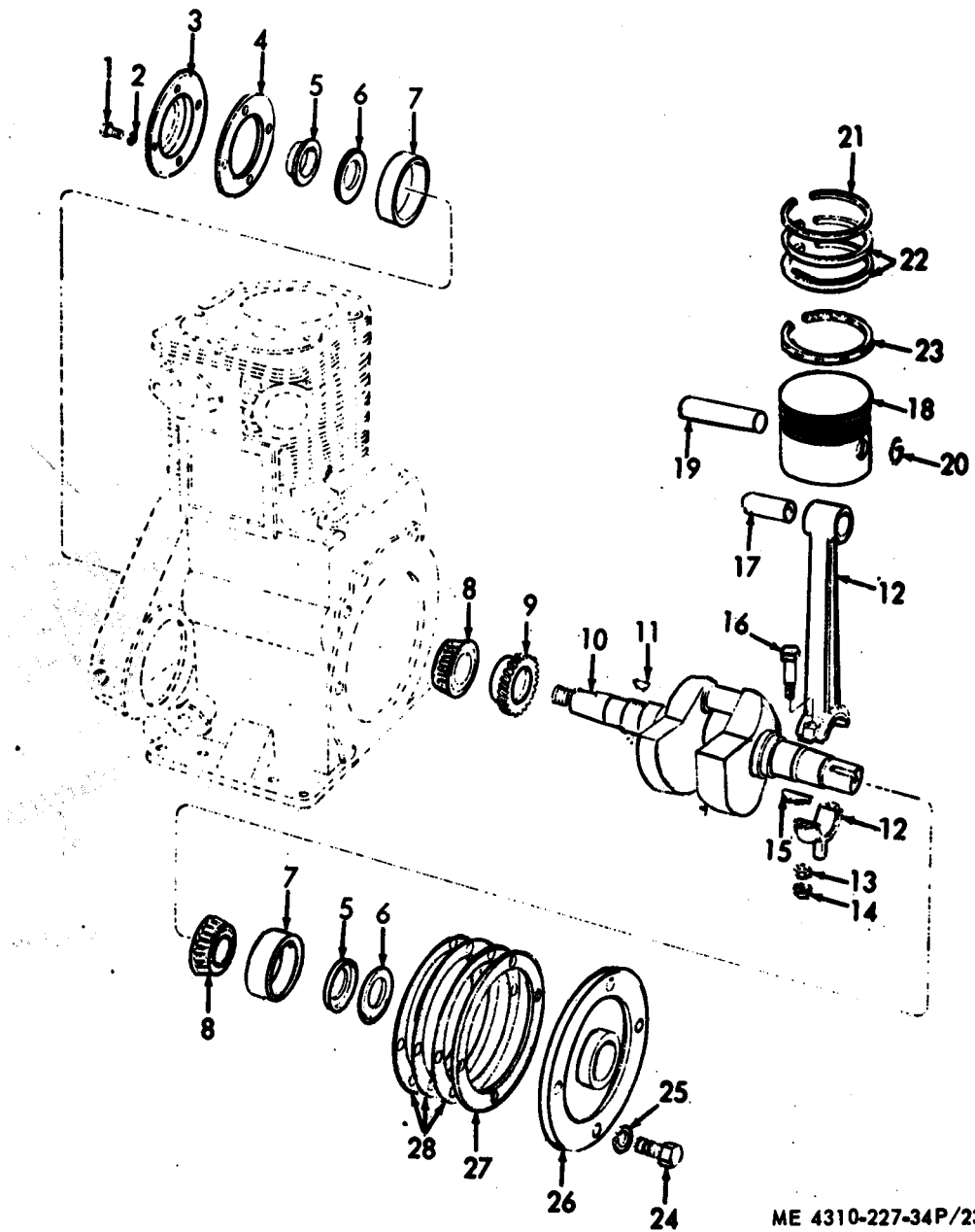
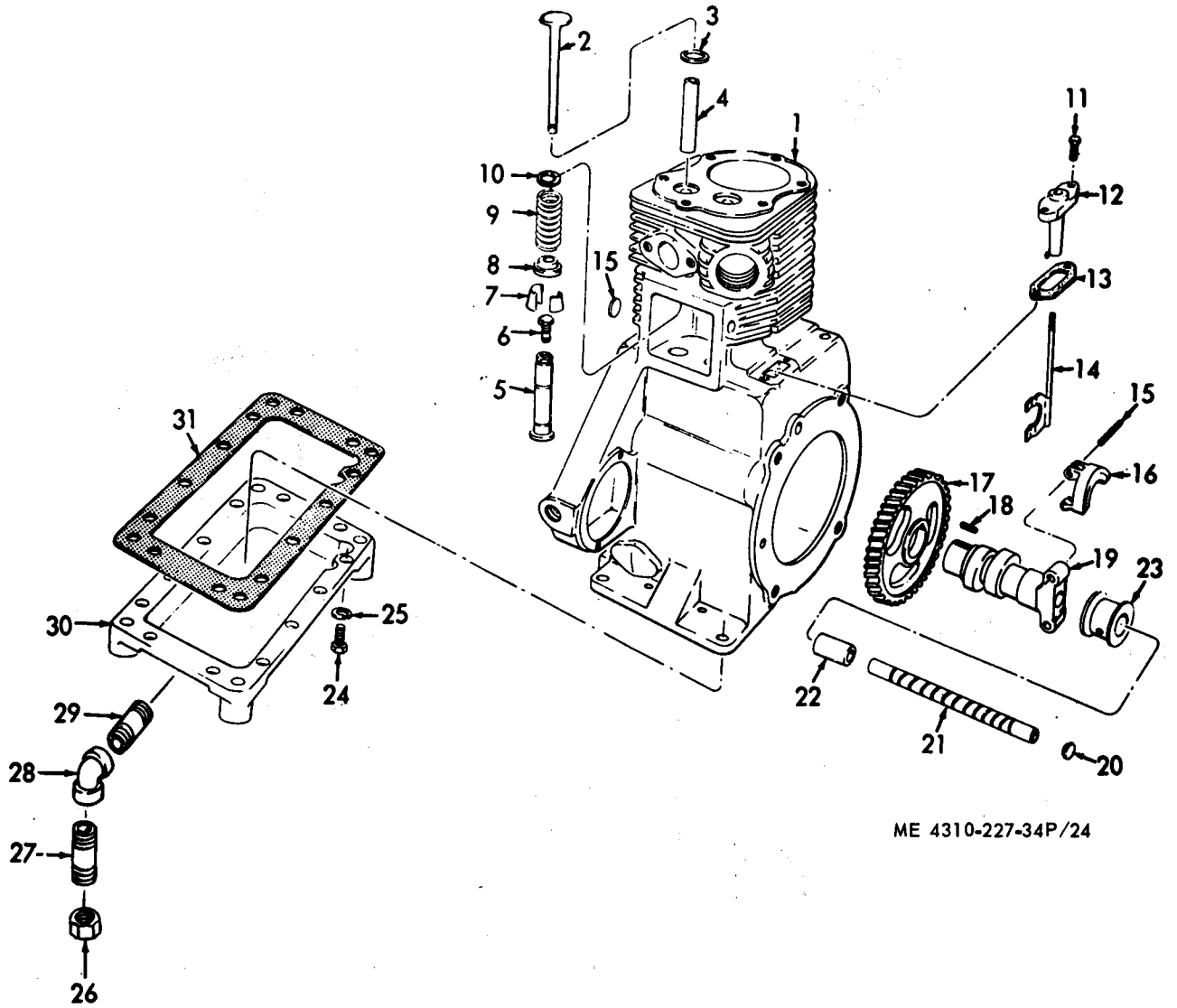


Figure 23. Piston, Connecting Rod and Crankshaft



ME 4310-227-34P/24

Figure 24. Crankcase, Camshaft and Valves

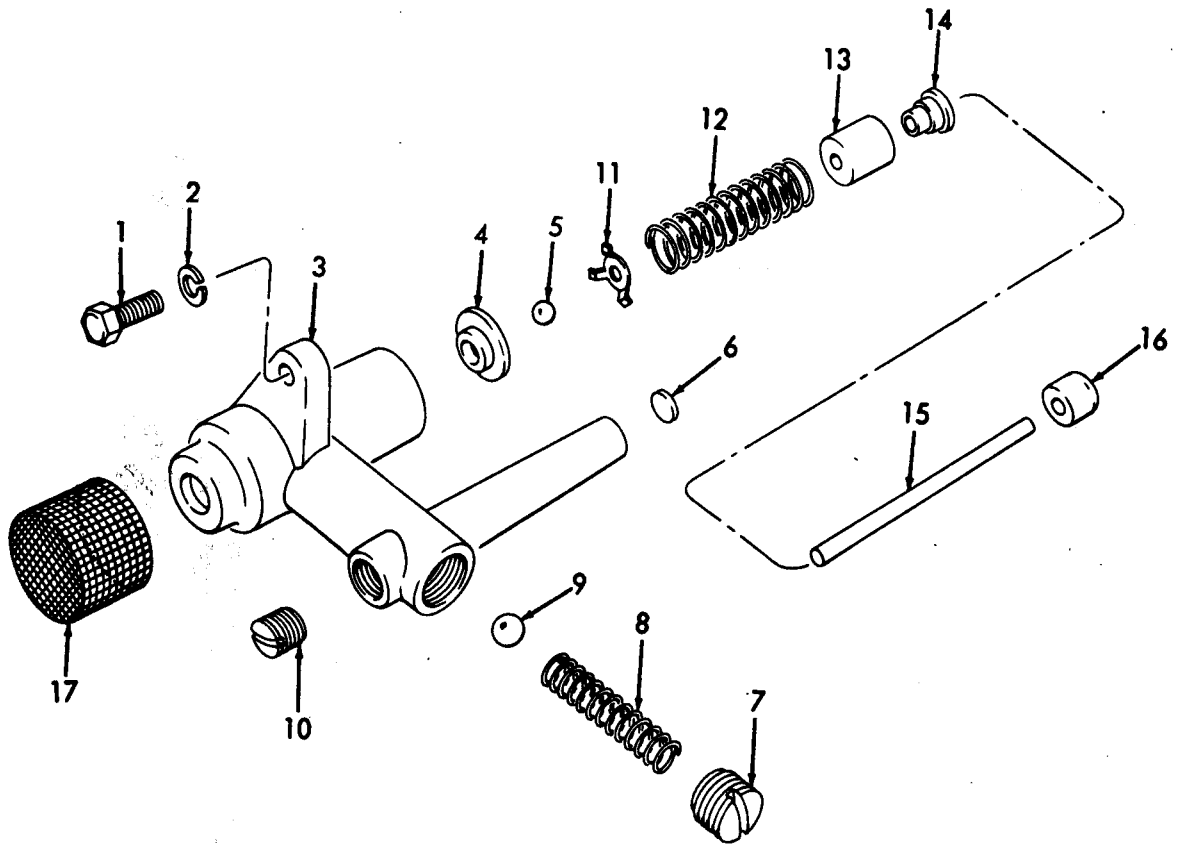
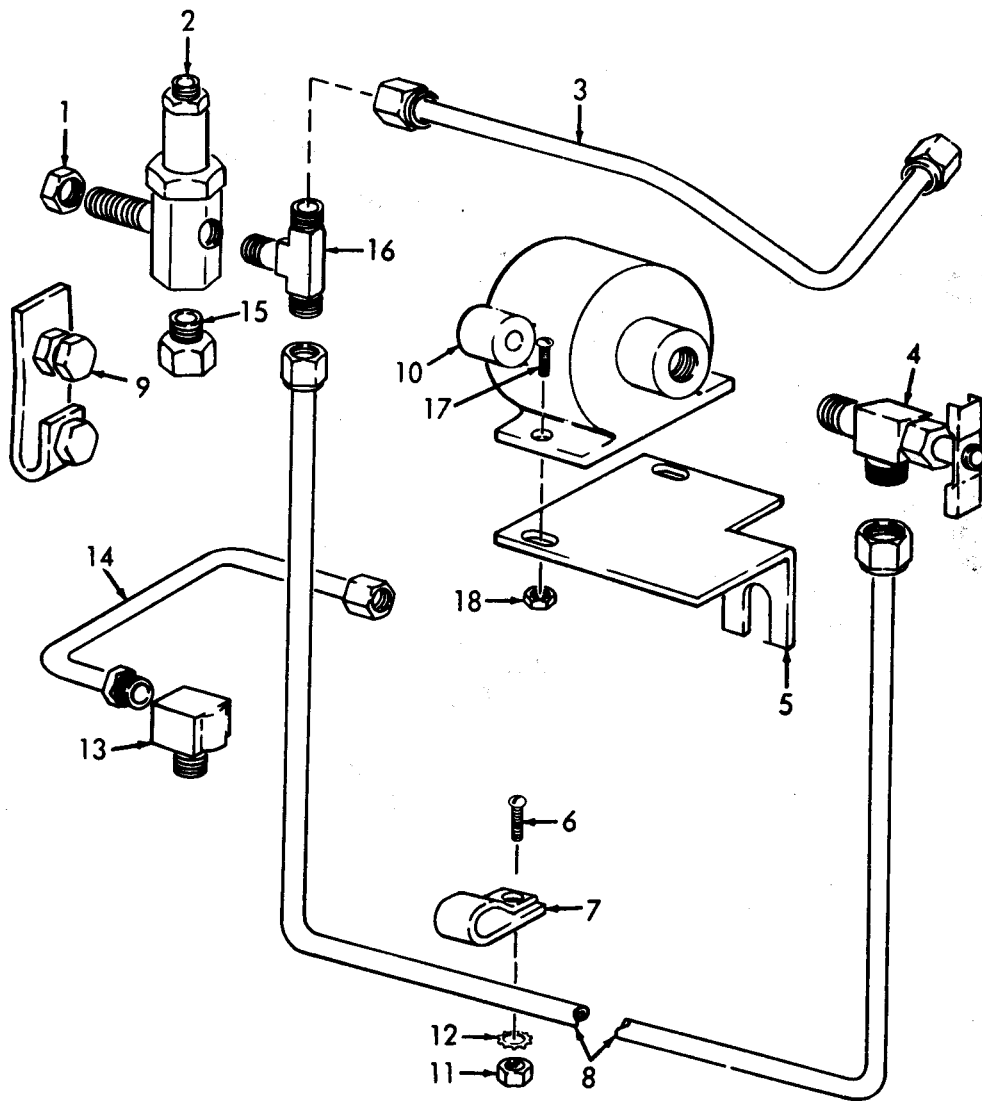
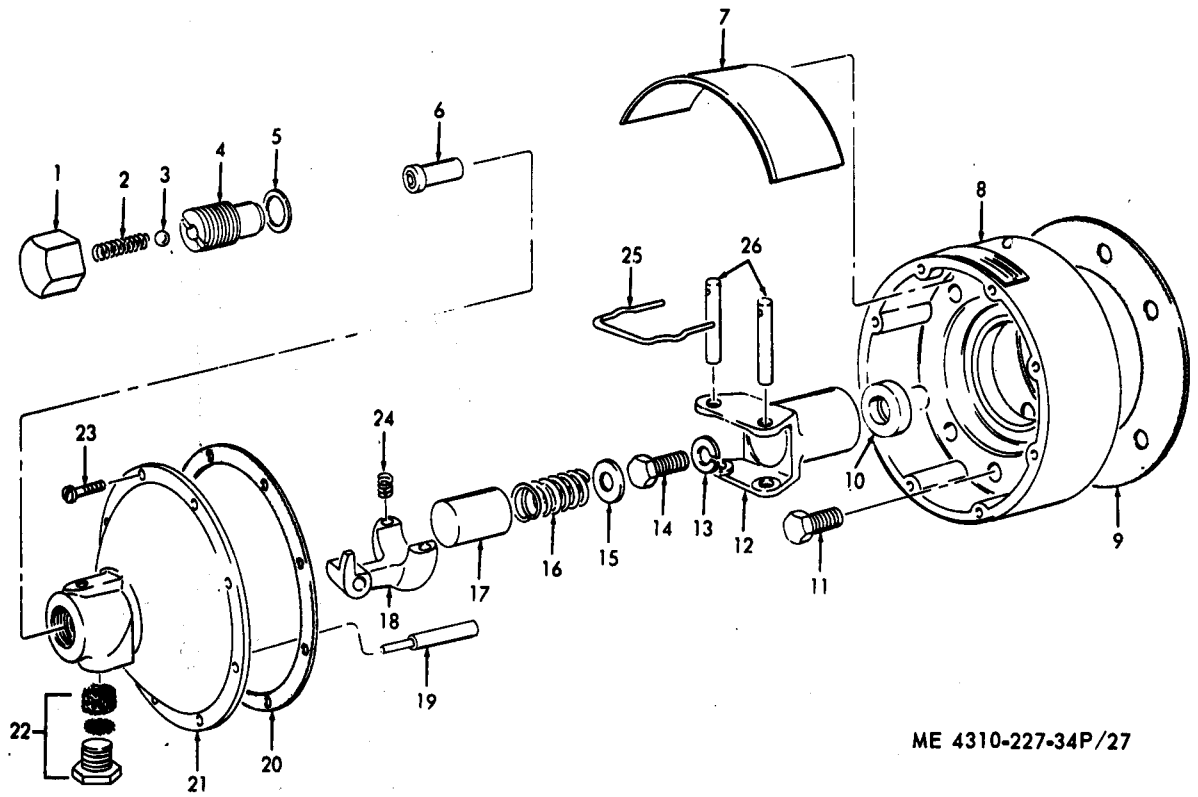


Figure 25. Oil Pump



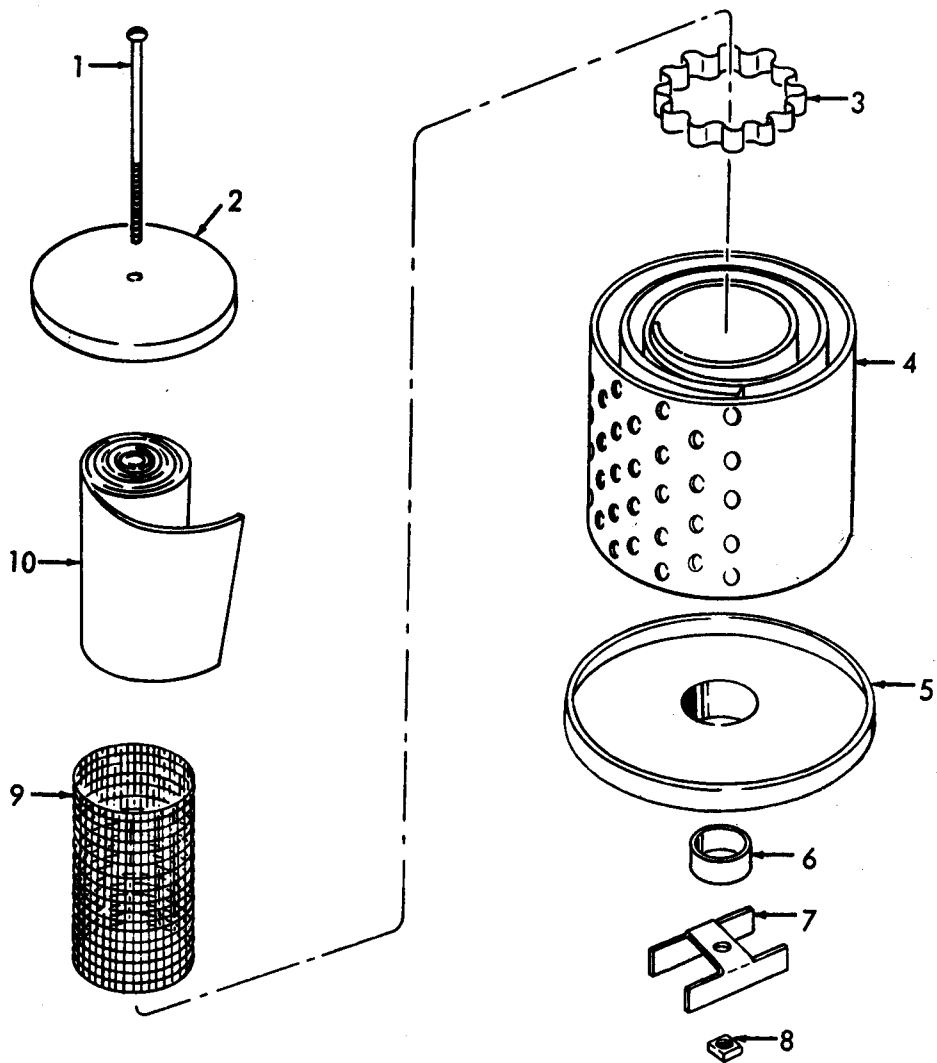
ME 4310-227-34P/26

Figure 26. Idling Device



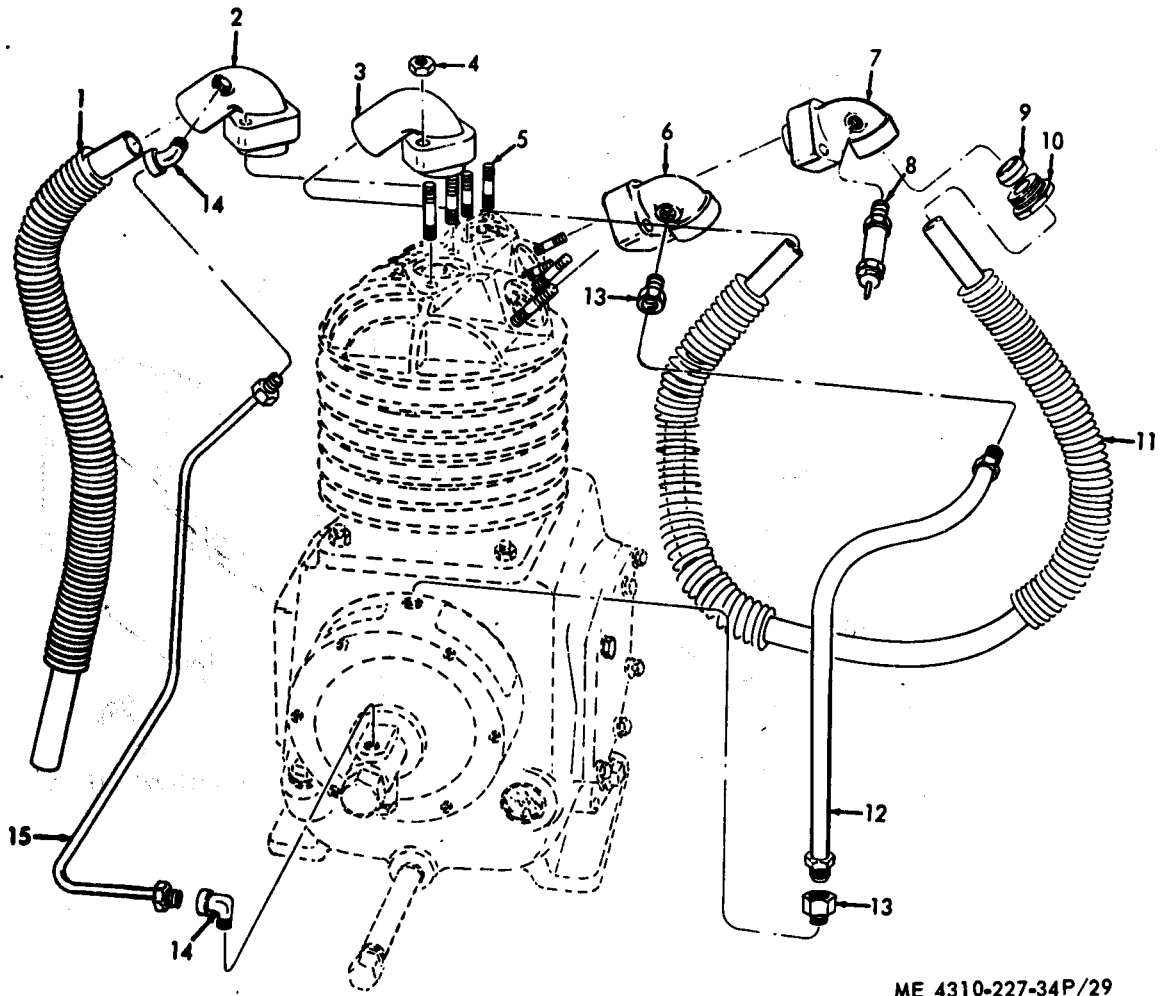
ME 4310-227-34P/27

Figure 27. Governor Body and Spindle



ME 4310-227-34P/28

Figure 28. Muffler Filter



ME 4310-227-34P/29

Figure 29. Manifolds, Tubes and Fittings

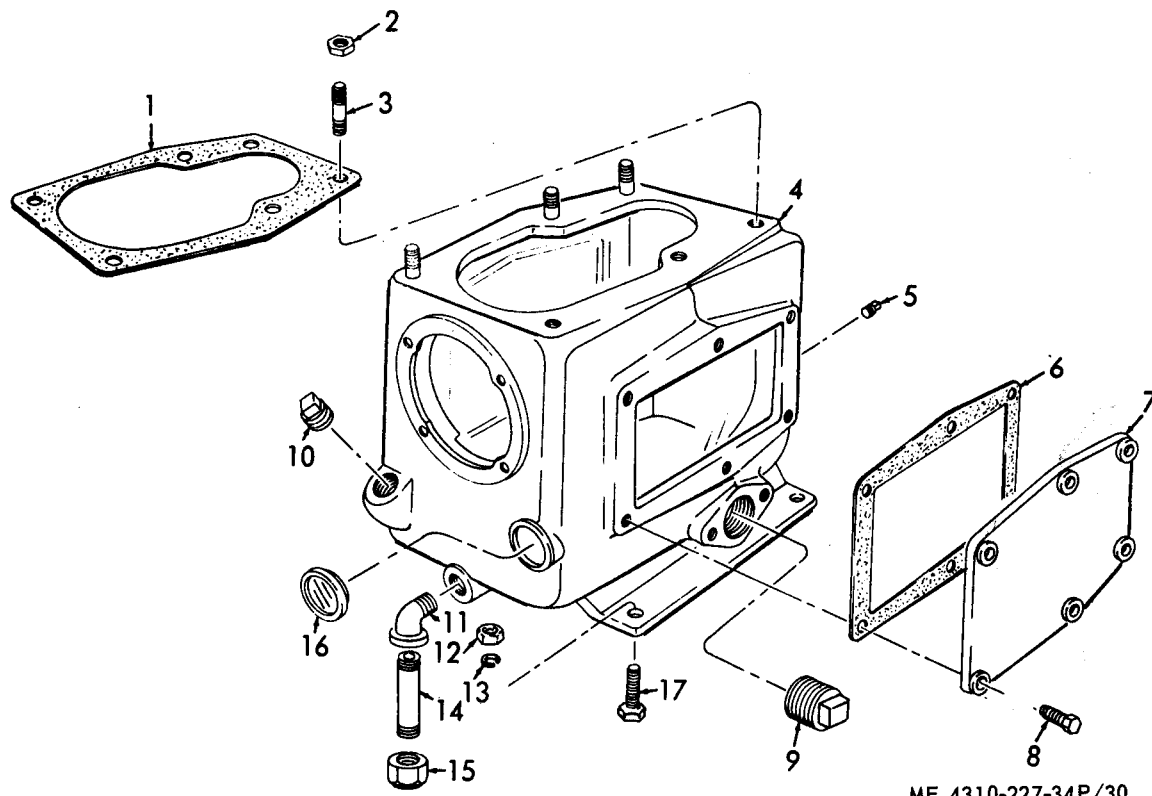
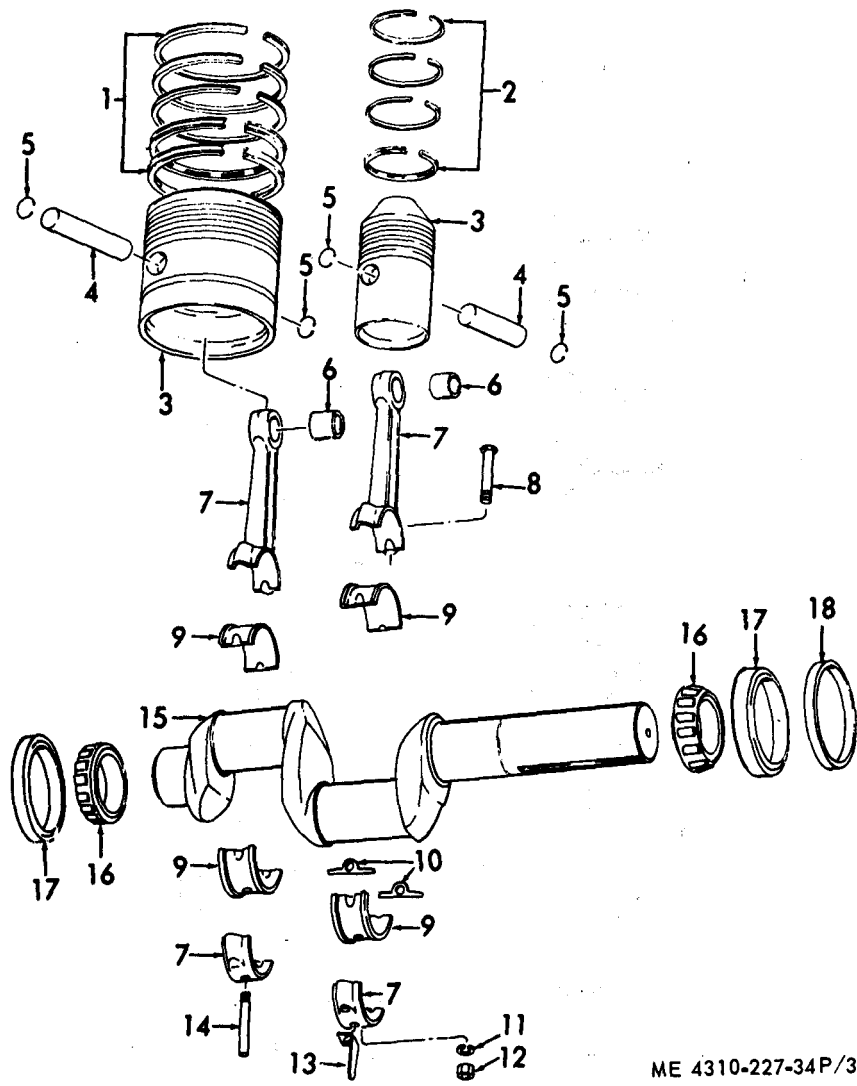
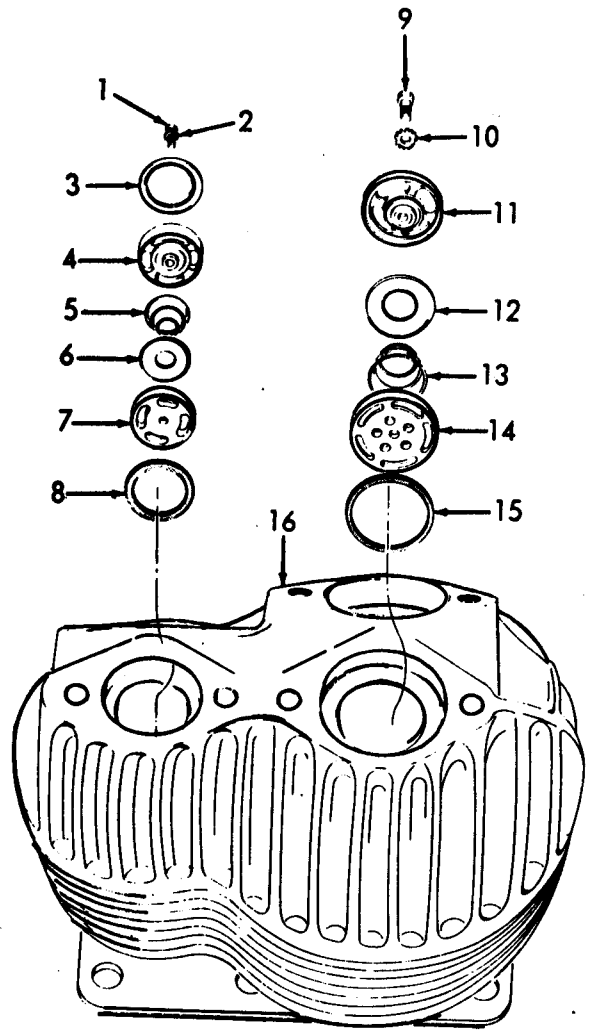


Figure 30. Compressor Crankcase



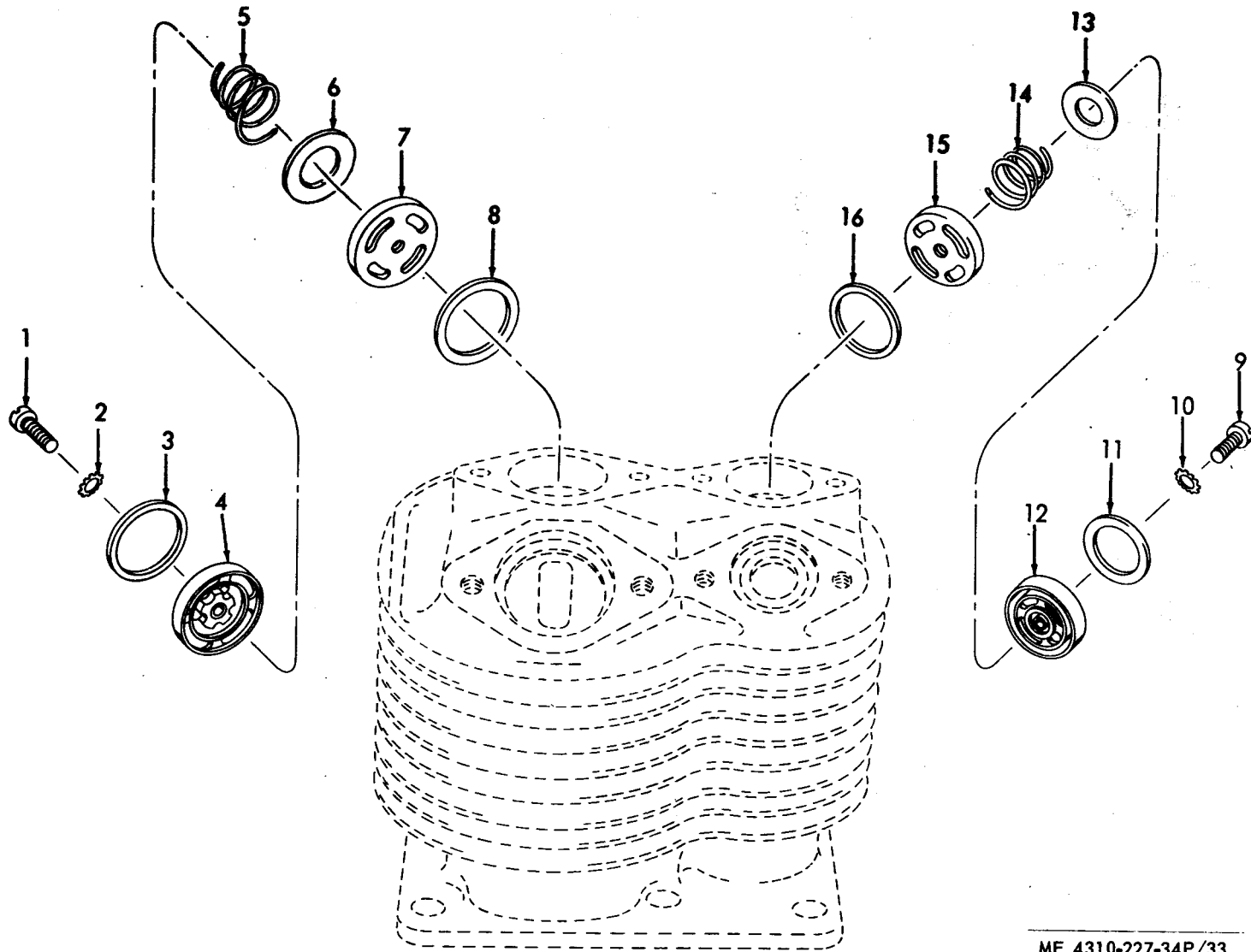
ME 4310-227-34P/31

Figure 31. Crankshaft, Pistons and Connecting Rods



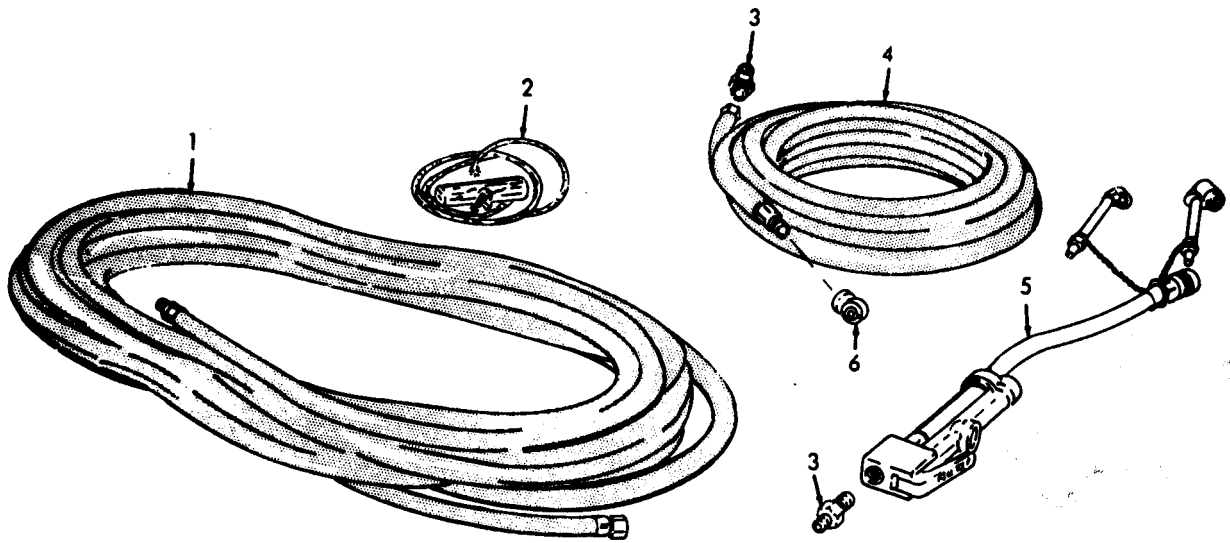
ME 4310-227-34P/32

Figure 32. Outlet Low Pressure and Hi-Pressure Valves



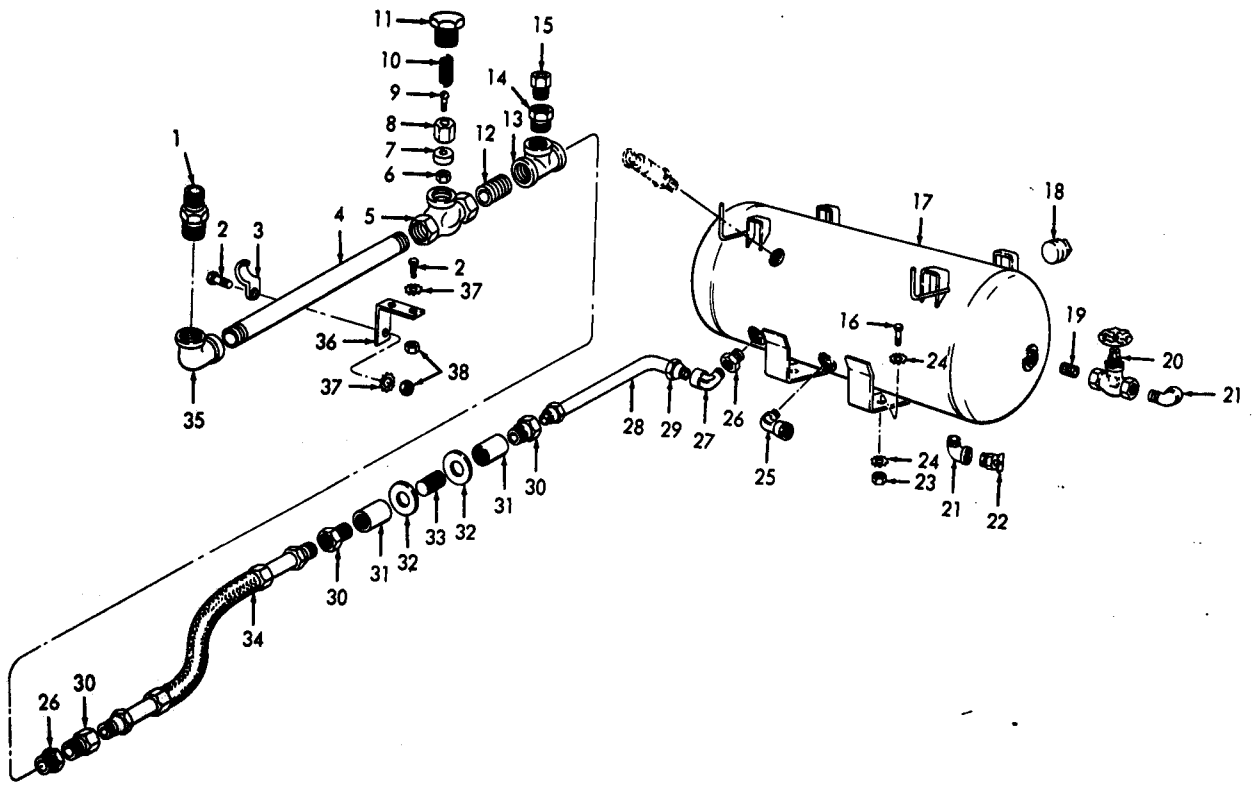
ME 4310-227-34P/33

Figure 33. Inlet Low Pressure and Hi-Pressure Valves



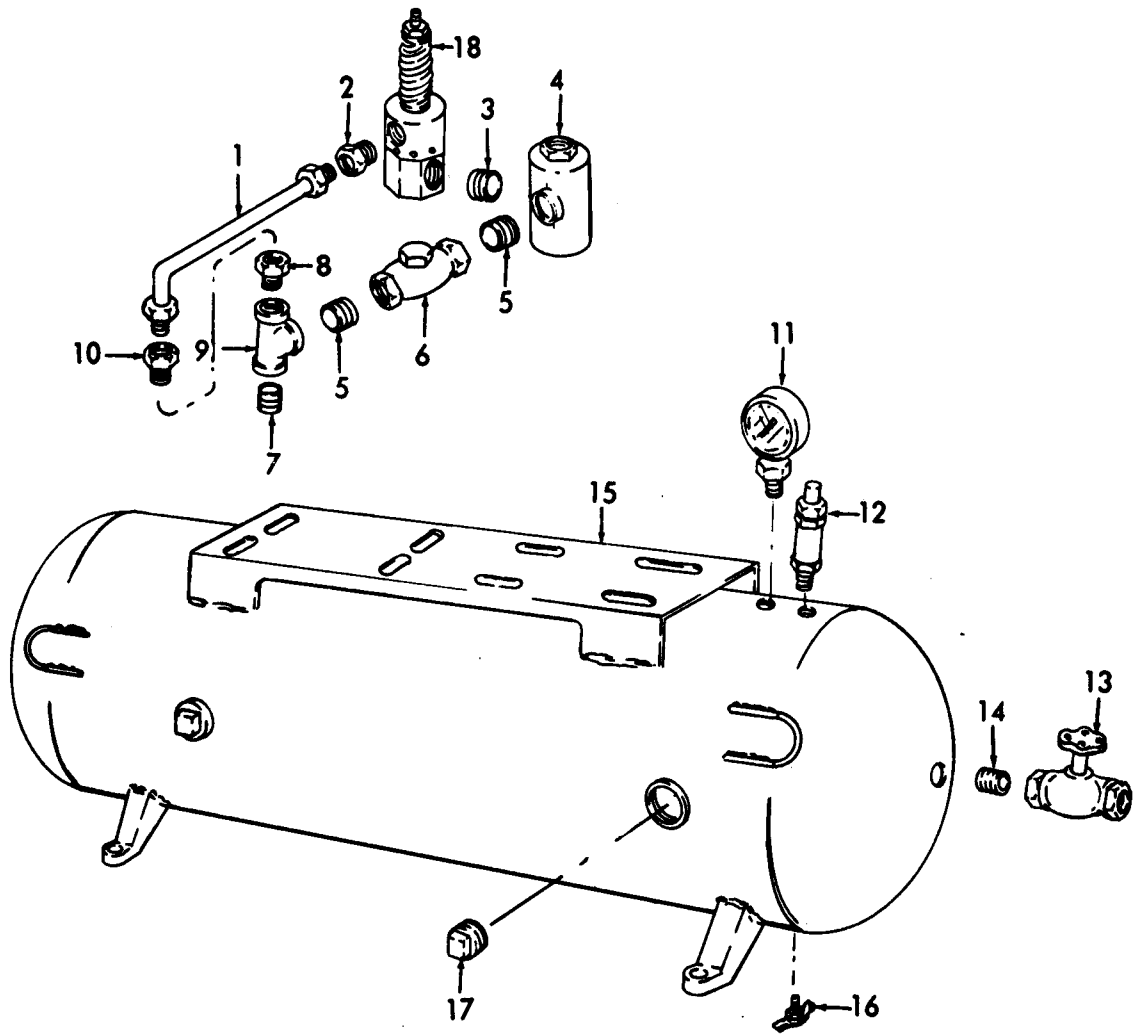
ME 4310-227-34P/34

Figure 34. Hoses and Chucks



ME 4310-227-34P/35

Figure 35. Air Receiver Tank



ME 4310-227-34P/36

Figure 36. Air Receiver Tank

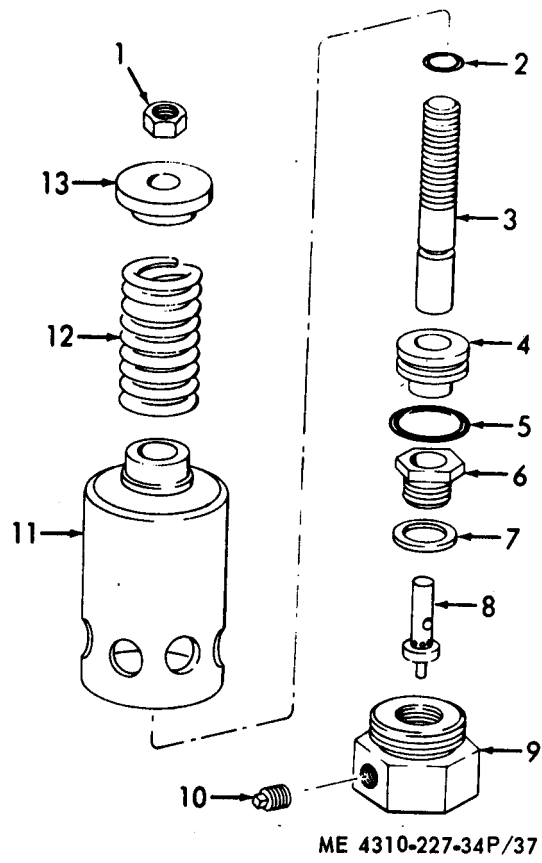
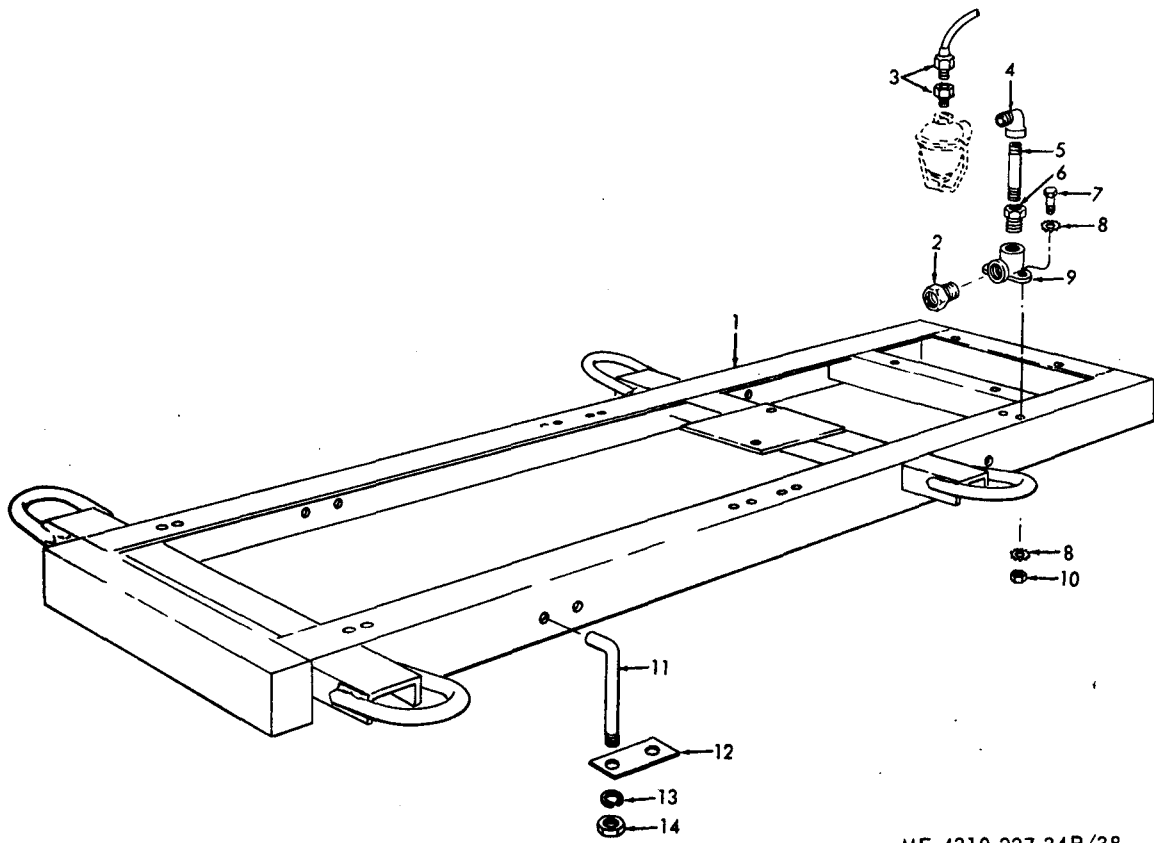
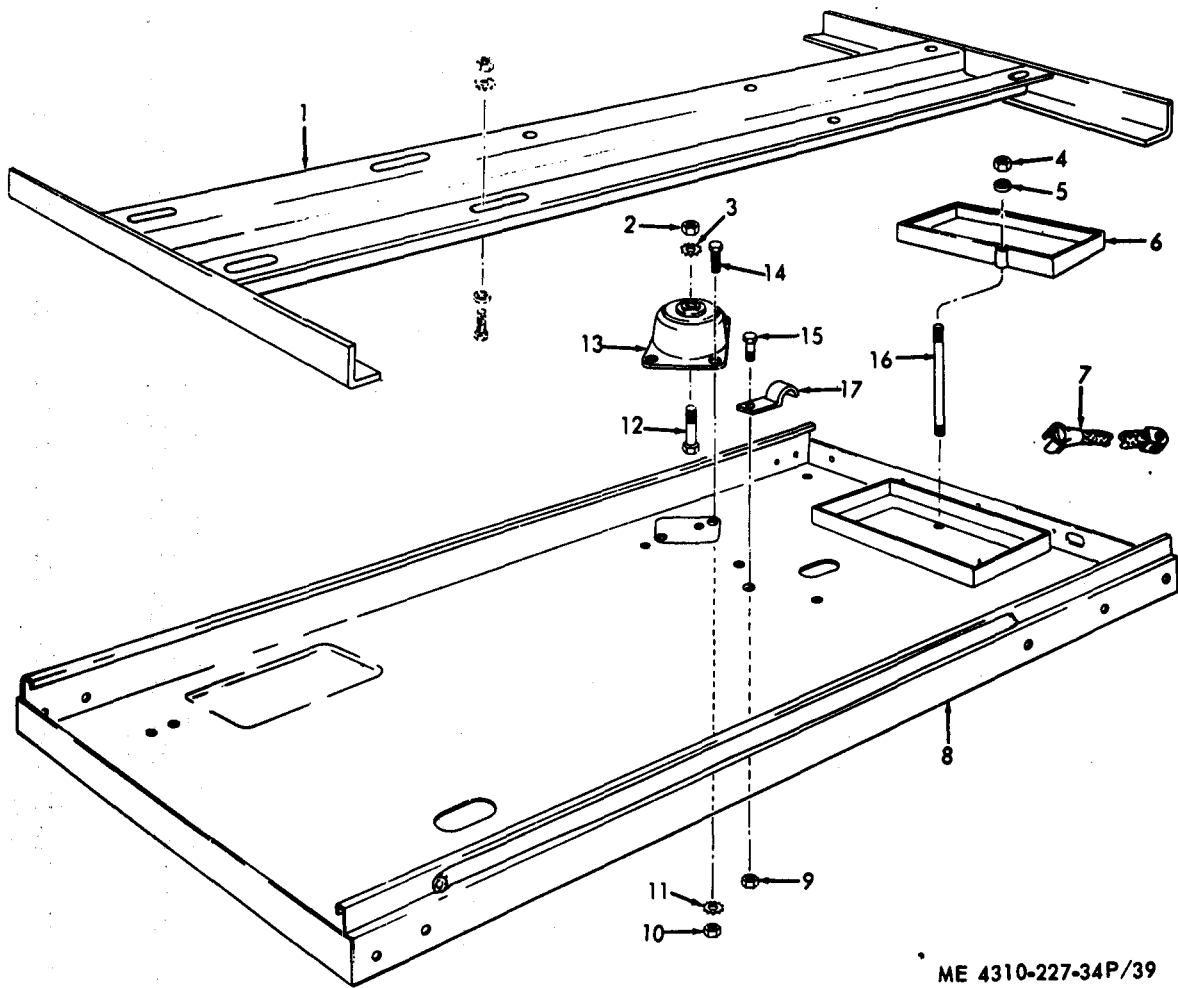


Figure 37. Unloader Valve



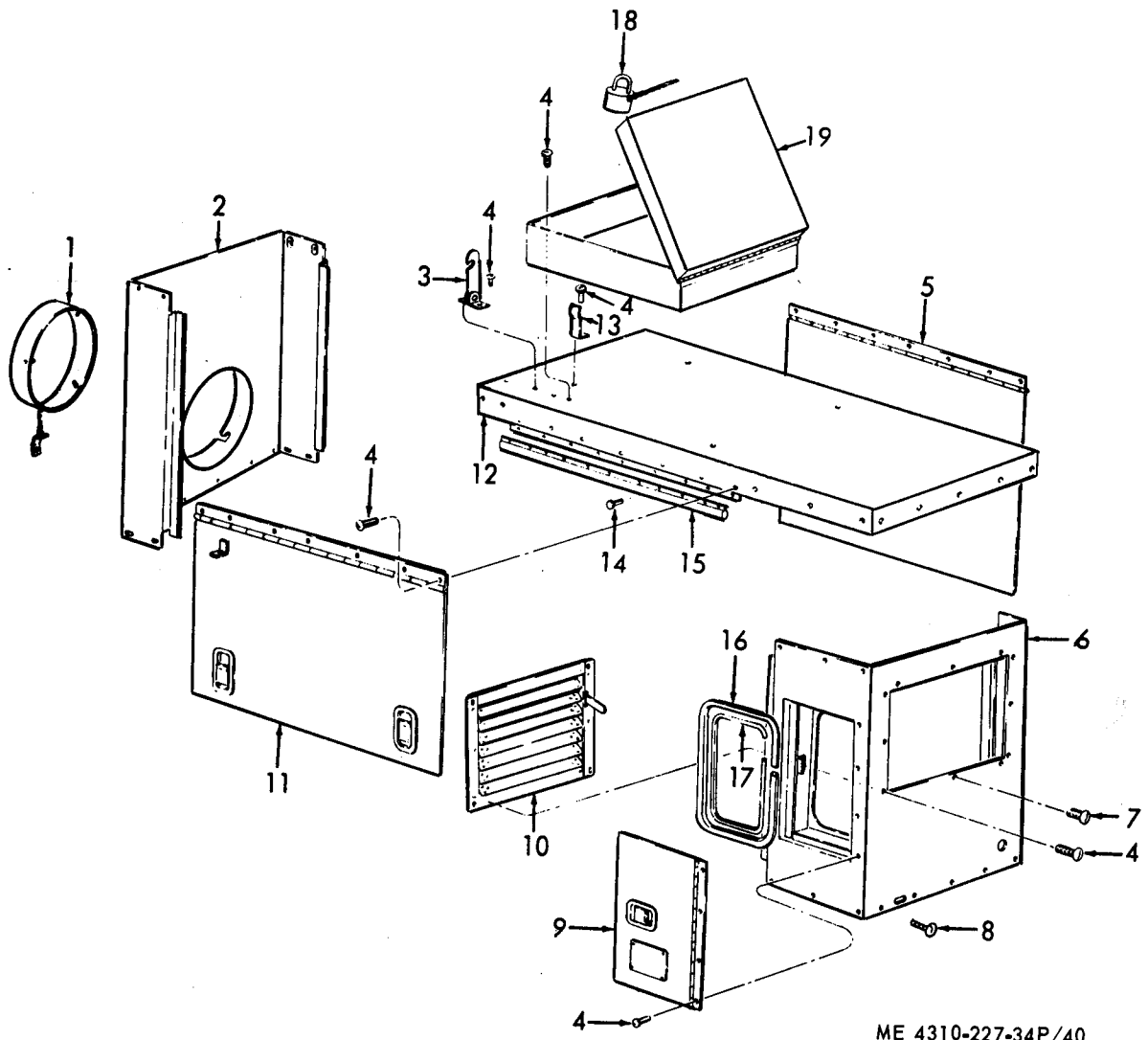
ME 4310-227-34P/38

Figure 38. Frame and Fuel Filter Fittings



ME 4310-227-34P/39

Figure 39. Base and Battery Frame



ME 4310-227-34P/40

Figure 40. Housing

SECTION IV. INDEX-FEDERAL STOCK NUMBER AND REFERENCE NUMBER
 CROSS-REFERENCE TO FIGURE AND ITEM NUMBER

STOCK NUMBER	FIGURE NO	ITEM NO	STOCK NUMBER	FIGURE NO	ITEM NO
2805-020-8550	25		4710-277-5525	3	
2805-146-6694	23	6		11	
2805-277-2918	24	7		38	
2805-301-2940	24	8	4710-277-5527	6	
2805-339-5598	24	5	4710-278-5379	36	
2805-353-5861	23		4710-278-6211	35	
2805-366-6141	23	5	4710-278-6398	19	
2805-464-3743	23	15		29	
2805-585-4125	23		36		
2805-620-0156	24	10		36	
2805-654-3471	23	18		36	
2805-664-7876	24	9	4710-279-0955	29	
2805-705-7796	21	10	4720-838-3595	11	
2805-776-8151	24	3		38	
2805-776-8153	24	2	4730-011-4627	36	
2805-921-4948	23		4730-011-6452	3	
2805-991-3002	15	13	4730-011-8537	11	
2910-014-6964	2	2	4730-013-7409	35	30
2910-366-6389	3	7	4730-014-6797	34	3
2910-374-3562	11	2	4730-045-9769	25	
2910-654-3498	11	14	4730-132-0358	25	
	11	14	4730-142-1593	11	
2910-705-7814	2	1		26	
	4	4		29	
2910-846-0943	3	1	4730-187-4200	2	5
2910-905-9792	5	1	4730-188-1877	36	7
2910-980-0145	2	6	4730-192-9452	36	7
2910-986-6948	11	14		36	14
2910-992-6370	2	3	4730-193-0869	36	
	4	5	4730-193-7078	21	22
2910-999-8959	19	22		24	28
2920-064-8834	14	15	4730-196-1467	36	5
2920-064-8835	8	8	4730-196-1503	24	27
2920-065-1925	15	3	4730-196-1524	21	15
2920-444-8605	19	16	4730-202-6669	35	
2920-858-6236	9			36	8
2920-882-2461	15		4730-203-0549	35	18
2920-893-6031	9		4730-221-3902	26	13
2920-979-8779	19	13	4730-228-1619	24	26
2920-989-6242	16		4730-231-5632	11	12
2920-991-3000	13		4730-246-9200	38	9
2920-991-3003	16		4730-249-2031	36	9
2920-992-6372	14	12	4730-249-3914	19	3
2920-994-3049	17	12	4730-253-4413	30	11
2990-064-8833	26		4730-254-2744	8	5
2990-224-8188	20	18		22	4
2990-619-6556	34	2	4730-257-2119	35	13
2990-677-2375	21	16	4730-263-3124	32	16
2990-712-6613	20	18	4730-266-0532	11	3
2990-874-3232	20		4730-273-8561	29	13
2990-903-3864	7	6	4730-277-7346	26	16
2990-960-2764	8	4	4730-277-8837	35	25
2990-980-0141	35	34	4730-278-3721	3	6
3030-822-2411	13	12	4730-278-3759	35	33
3030-854-7351	1	8	4730-278-4323	11	3
3110-100-0516	23	7	4730-287-1537	29	
	31	17	4730-287-1766	29	14
3110-100-3145	23	8	4730-288-9930	2	20
3110-100-3150	31	16		19	4
3120-353-5942	24	23		26	15
3120-516-1778	23	17		36	2
4310-064-8823	26	2	4730-366-6256	21	21
4310-065-0337	35	34	4730-424-5884	36	10
4310-065-0338	29		4730-433-0747	11	9
	29		4730-677-3738	35	29
4310-065-0339	29		4730-719-2701	35	19
4310-065-0388	29		4730-810-3106	35	1
4310-555-4540	31	6	4730-812-4303	3	4
4310-555-4552	31	6	4730-843-4740	38	2
4310-631-3395	31		4730-850-7971	29	10
4310-631-3397	33		4730-851-6259	29	9
4310-631-3398	32		4730-902-8990	6	
4310-631-9407	31	9	5305-036-1317	19	19
4310-646-9749	31	10	5305-052-8231	14	14
4310-649-8398	31	2	5305-068-0500	6	12
4310-649-8407	31	1	5305-068-0502	1	4
4310-870-9550	37	7		39	14
4310-873-1767	34	4	5305-068-0509	6	10
4310-874-3179	34	1	5305-071-2239	14	1
4310-910-1487	31		5305-206-1065	11	
4710-162-0989	35		5305-206-1071	9	4
	35		5305-206-2219	35	9

SECTION IV. INDEX-FEDERAL STOCK NUMBER AND REFERENCE NUMBER
 CROSS-REFERENCE TO FIGURE AND ITEM NUMBER

STOCK NUMBER	FIGURE NO	ITEM NO	STOCK NUMBER	FIGURE NO	ITEM NO
5305-206-8302	15	1	5310-318-3257	1	16
5305-207-9138	9	3	5310-366-6163	6	1
5305-208-8860	6	10	5310-407-9566	21	26
5305-225-1499	22	9		23	2
5305-225-3839	1	13	5310-427-5458	20	2
	11	8	5310-514-6674	1	15
5305-225-3840	39	15		16	16
5305-225-8499	1	18		22	7
	16	15	5310-514-7091	23	14
5305-269-3211	3	12	5310-576-1783	6	15
	15	4	5310-582-2965	3	10
	23	24	5310-582-5965	6	13
	27	11		11	7
5305-269-3213	21	8		14	5
	30	17		15	2
5305-290-3051	35	9		19	
5305-558-3012	38	7		19	15
5305-596-7691	33	10		21	4
5305-710-4192	27	14		24	25
5305-724-5896	1			25	2
5305-958-5245	7	1		39	11
	20	7	5310-582-5977	30	
5305-958-5246	19	17	5310-584-5005	19	14
5305-984-6212	26	17		39	9
5305-988-1721	21	5	5310-596-4908	16	4
5305-988-1723	15	12	5310-596-4911	15	11
	40	8	5310-596-7691	13	27
5305-988-1724	14	11		32	2
5305-988-1729	3	8		32	10
5305-990-6444	32	1	5310-596-7693	4	13
	32	9	5310-637-1058	20	2
	33	9	5310-637-2534	23	25
5306-038-4416	24	6	5310-637-9541	30	13
5306-068-4137	6	14	5310-723-4458	1	10
5306-207-6474	13	9		4	8
	16	20		14	6
5306-207-6501	23	1		38	10
5306-207-9152	6	12	5310-728-2044	13	31
5306-207-9160	17	3	5310-732-0558	39	2
5306-225-8504	21	20	5310-732-0559	1	3
5306-298-4781	17	8		31	12
5306-299-2393	11	17	5310-751-8657	20	19
	24	11	5310-761-6882	39	10
	24	24	5310-768-0318	38	14
5306-514-8458	23	16	5310-792-1797	21	12
5306-637-9344	21	20	5310-802-4701	27	15
5307-275-3755	21	6	5310-809-4058	1	12
5307-275-3759	6	6		20	13
5307-850-0308	29	5		20	13
5310-010-2364	22	6	5310-809-8544	20	6
5310-010-7822	23	14	5310-814-5973	3	3
5310-011-4378	3	11	5310-880-7744	1	14
	6	15		1	14
	15	47		1	14
	39	4		15	10
5310-012-3221	17	1		16	18
5310-017-8556	15	5	5310-880-7745	30	2
5310-081-4219	1	16	5310-889-2528	6	13
	22	8		14	2
	39	5	5310-951-7209	11	
5310-167-0721	9	2	5310-982-4137	28	8
5310-167-0835	1	12	5315-065-6797	1	21
5310-188-7848	9	1	5315-265-9197	20	10
	13	11	5315-616-4492	24	15
	23	13	5315-616-5512	21	23
5310-194-0021	3	13	5315-710-9252	24	4
5310-194-9211	20	8	5315-839-2325	20	11
	20	8	5315-846-4881	27	26
5310-198-9348	20	6	5320-960-2778	40	14
5310-205-8975	21	19	5330-245-5460	6	5
5310-209-0786	1	11	5330-253-2469	6	3
	1	11	5330-298-5674	2	
	1	15		4	
	14	2	5330-724-0793	31	18
	33	2	5330-841-2729	20	14
	38	8	5340-143-6669	23	20
5310-209-0965	27	13	5340-147-3745	25	12
5310-261-7341	15	48	5580-980-0119	19	21
5310-265-9213	20	19	5905-065-1933	19	24
5310-265-9215	29	4	5910-668-6227	14	3
5310-266-0385	1	10	5910-713-9043	14	3
5310-285-2191	21	11	5930-274-5124	19	16

SECTION IV. INDEX-FEDERAL STOCK NUMBER AND REFERENCE NUMBER
 CROSS-REFERENCE TO FIGURE AND ITEM NUMBER

STOCK NUMBER	FIGURE NO.	ITEM NO.
5930-797-9462	10	15
6140-057-2553	8	
6140-979-8805	19	11
6140-980-0157	39	7
6145-164-7023	10	
6145-164-7033	14	
	14	
	19	
	19	
6145-350-1915	14	
6620-980-0160	19	20
6645-557-0159	19	18
6645-836-1985	19	18
6685-264-3961	36	11
6685-514-3709	36	11
6810-551-5231	8	
9515-542-2482	16	

SECTION IV. INDEX-FEDERAL STOCK NUMBER AND REFERENCE NUMBER
 CROSS-REFERENCE TO FIGURE AND ITEM NUMBER

REFERENCE NO	MFR CODE	FIG NO	ITEM NO	REFERENCE NO	MFR CODE	FIG NO	ITEM NO
				F2572	82796	9	7
AA91A	66289	24		F4373	82796	10	5
AA91AS8	66289	24	1	F4755	72850	16	
AA91A54	66289	24		F63	66289	24	5
AA91A54SB	66289	24	1	GA39	66289	23	9
AA91A6	66289	24		GB50	66289	24	17
AA91A6S8	66289	24	1	GDI22A	66289	9	9
AA91A9	66289	24		GH4B	66289	22	12
AA91A9S8	66289	24	1	GJGSA	19728	13	
AB101-5S1	66289	21	10	GJG1203	19728	13	
AD43	66289	24	4	GJG14A	19728	13	
AE75D	66289	24	2	GJG2012AS	19728	13	20
AF54	66289	24	9		19728	15	14
AG31	66289	24	8	GJG21	19728	15	19
AG34B	66289	24	10	GJG26	19728	13	22
AH9	66289	24	7	GJG35A	19728	15	27
AX2474	82796	10	13	GJG37	19728	13	17
A195	82796	9			19728	15	29
A2437A	82796	9	24	GJG4007T	19728	13	
A2492A	82796	9	15	GJG48	19728	13	33
A2492C	82796	9	17	GKP1002	19728	15	35
A5950A	82796	9	29	GKP1003	19728	15	
A7419	78940	6	5	GKP1016	19728	15	39
BB128A	66289	24	30	GKP1025	19728	13	26
BG241	66289	23	26		19728	15	15
BG241S1	66289	23		GKP2001	19728	15	16
BG242	66289	23	3	GKP2006	19728	15	43
BG242S1	66289	23		GKP23	19728	15	32
BH173A	66289	17	2	GKP27	19728	15	45
BK85C	66289	3	14	GKP28	19728	15	28
B1-295	66289	13	2	GKP3	19728	15	36
B1-313	66289	14	7	GKP31	19728	15	38
B1-347-2	66289	16	3	GKP34	19728	15	24
B1291-6	66289	6	11	GKP35	19728	15	25
B1368	66289	15	6	GKP37	19728	15	26
B1498B	82796	9	22	GKP38	19728	15	22
B1498D	82796	9	32	GKP39	19728	15	23
B2665X	82796	9	8	GKP5001	19728	15	
B5963	82796	9	13	G1506	94894	34	5
B5969	82796	9	27	G2788	82796	9	42
	82796	9	41	G3861	82796	9	16
B6030A	82796	9	38	HF445	66289	22	2
CA48D	66289	23	10	HF463A	66289	17	10
CA48DS1	66289	23			66289	17	11
CW2514	82796	10	6	HF569	66289	21	7
C142-68	79960	11	15	HG133A	66289	23	17
C177-3	91340	27	11	HG201D	66289	24	3
C2723	82796	9	31	HHC576CLASS3	81348	2	
C2741	82796	10	10		81348	4	
C32514	82796	10	6	H110P	11568	27	24
C5949	82796	9	33	H118X1-4X1-8K	71176	1	6
C6032B	82796	9	37	H118X1-4X1-8KS	71176	1	6
DA49AS1	66289	23		H1199	19728	13	
DB209-3SP	66289	23	18		19728	15	34
DB209-3SP40	66289	23		H122	11568	27	5
DC163	66289	23		H3-189	19728	16	
DC163-1	66289	23	22	H3-200	19728	15	30
DC163-1S40	66289	23		H41P	11568	35	7
DC163C	66289	23	21	H5-187	19728	13	25
DC163CS20	66289	23		H5-215	19728	15	41
DC163CS40	66289	23		H5-216	19728	15	18
DC186	66289	23	23	H6-196	19728	15	
DC186S20	66289	23		J2430A	82796	10	14
DC186S40	66289	23		KA64-2S1	66289	25	3
DE65	66289	23	19	KF19A	66289	25	16
	66289	23		KF26	66289	25	15
DR6D	66289	23		KF27B	66289	25	13
DW2480	82796	9	30	KF29	66289	25	14
D2565	82796	9	11	KF30	66289	25	4
D2735A	82796	10	9	KIT19728-57	81336	16	
D301HE9-12V	57733	19	22	K100C	66289	25	
D311RE9	57733	19	20	K2498	82796	9	21
D385B	57733	2	6	LC269A	66289	11	6
D6120	82796	9	35	LJ158	66289	21	15
EA110BS1	66289	24		LJ310	66289	22	14
	66289	24		LJ66	66289	22	14
EA110C	66289	24	19	LL2-40	11568	34	3
EBB34A	19728	18	8	LP42B	66289	11	2
EBB56A	19728	16		L63E	66289	11	14
E2513A	82796	10	7	MAB2040D	19728	18	9
FIG112-200	75336	36	12	MAB88B	19728	18	6
FMXDE1B7U2	82796	9		MAD110	19728	18	19

SECTION IV. INDEX-FEDERAL STOCK NUMBER AND REFERENCE NUMBER
 CROSS-REFERENCE TO FIGURE AND ITEM NUMBER

REFERENCE NO	MFR CODE	FIG NO	ITEM NO	REFERENCE NO	MFR CODE	FIG NO	ITEM NO
MBP1034AS	19728	18	18	M513	87005	36	
MBP2001BS	19728	18	13	M519C	11568	36	11
MBP2002B	19728	18	17	M522	91895	35	20
MBP3049FT	19728	18	20	M523	91895	36	13
MBP4016T	19728	17	12	M535	87005	26	16
MBW2012CS	19728	18	14	M54B	11568	28	4
MDH20A	19728	15	42	M542A	11568	36	1
MDH42	19728	16	14	M545	11568	26	
MDW4002T	19728	16			11568	26	
MD370-1	66289	13	14		87005	19	
MD397	66289	15	46	M546	11568	26	
ME38	66289	25	9		11568	26	
ME38A	66289	25	5	M547	11568	26	4
ME59-1	66289	23	7	M556	11568	26	
ME84	66289	23		M569	48816	36	17
ME84-1	66289	23	8	M570	11568	4	10
MG77A	19728	18	7	M580	11568	26	10
MH168A	66289	15	13	M62	11568	28	3
MILW76	81349	10		M629	11568	36	16
	81349	14		M633	11568	28	9
	81349	19		M636	11568	28	1
MPB22	19728	18	10	M640	11568	14	15
MPD9484-59-14	91340	30	9	M661	11568	26	14
	91340	30	10	M686	11568	22	
					11568	26	7
MSS4710-1A	08288	29			11568	4	14
MSS5310-30	08288	20	13	M687	11568	26	3
MSS5310-35	08288	11		M700	11568	26	3
MSS5310-62	08288	20	8		11568	26	
MS35223-80	96906	14	11	M701	11568	26	
MS35292-87	96906	27	14	M703	11568	26	
MS35295-12	96906	14	1	M711	11568	26	5
MS35295-34	96906	16	15	M712	11568	26	
MS35295-6	96906	1	4	M721	11568	1	6
MS35335-19	96906	14	2	M722	11568	1	5
	96906	33	2	M723	11568	26	
MS35338-10	96906	38		M725	11568	23	
MS35338-6	96906	14	5	M726	11568	26	
	96906	19		M727	11568	26	
MS35338-8	96906	30	13	M728	11568	4	1
MS35338-9	96906	27	13	M742	11568	25	
MS35690-505	96906	1	14	M758	11568	7	2
	96906	1	14	M759	11568	7	5
				M761	11568	7	2
MS35690-725	96906	30	2	M80	01156	28	7
MS39230-3	96906	30	11				
MS39230-6	96906	8	5	NC143	66289	21	28
	96906	22	4	NC143E	66289	22	11
MS51065-28	96906	13	12	NC143ES1	66289	22	
MS51086-1	96906	5	1	NE15-2A	11568	29	
MS51096-4	96906	5	2	NE15-6	11568	29	
MU54	19728	18	22	NRS34	11568	29	
MZ19C	19728	18	24	NR1H	11568	29	1
MZ24U	19728	18	15	NR12	11568	29	11
M1077	82796	10	8	NR14-5	11568	31	15
M1962-1	74400	19	18	NR14-6	11568	32	16
M2570	82796	9	6	NR15	11568	30	7
M27	11568	29		NR2AB	11568	29	2
	87005	38		NR2B	11568	29	2
M30	11568	28	5	NR29	11568	30	1
M31A	11568	28	2	NR31	11568	30	6
M32A	11568	28	6	NR44	11568	36	4
M428	11568	1	1	NR80	11568	27	8
M428-1	11568	1	17	NR9	11568	30	4
	11568	1	17	N08W	87764	2	8
M428-3	11568	1	2	N115-13	11568	29	
M432	84513	29		N115-3	11568	29	
M441	11568	36			11568	29	
M449A	11568	35	5		11568	29	
M449B	11568	35	5	N115-4		29	
M450A	11568	35	11		11568	29	
M451	11568	35			11568	29	
M453A	11568	35	10	N115-6	11568	29	
M454	11568	35	8		11568	29	
M458	87764	22	9	N121-13	11568	29	
	87764	30	8		11568	29	
M460	11568	30	14	N121-2	11568	29	
M461	86285	30	15		11568	29	
M463	11568	26	1	N38W	87764	2	8
M467	11568	31	12	N39	11568	31	10
M468	11568	31	11	0D715	66289	22	
M484	11568	29		PA308	66289	21	
M508	11568	26	15	PA314-1	66289	24	21
M513	87005	29		PA340	66289	24	15

SECTION IV. INDEX-FEDERAL STOCK NUMBER AND REFERENCE NUMBER
 CROSS-REFERENCE TO FIGURE AND ITEM NUMBER

REFERENCE NO	MFR CODE	FIG NO	ITEM NO	REFERENCE NO	MFR CODE	FIG NO	ITEM NO
PB148	66289	23	16	PM117A	66289	20	12
PB160	66289	6	14	PM165	66289	25	8
PB164	66289	9	3	PM58	66289	25	12
PB169A	66289	24	6	PM74	66289	20	18
PC118	66289	3	1	PM74A	66289	20	18
PC321	66289	21	6	PS1214C	19728	18	5
PC372	66289	6	6	P10-107	19728	13	
PC393-2	66289	20	10	P1121A	66289	20	15
PC393A	66289	20	10	P1121C	66289	20	15
PC454	66289	13	1	P1164G45	48816	36	15
PD10	66289	9	1	P16-124	19728	16	
	66289	13	11	P19-55	19728	16	11
	66289	23	13	P22-24	19728	16	
PD11	66289	21	11	P220G42	86823	35	17
PD115	66289	20	2	P2220G42	86823	35	17
PD115-2	66289	20	2	P2473	82796	10	3
PD147	66289	6	1	P25-3	19728	13	
PD181	66289	23	14	P35-84P	19728	13	
	66289	23	14	P36-85P	19728	16	9
PD184	66289	6	12	P36-86P	19728	16	7
PD77	66289	3	11	P36-88P	19728	16	
	66289	6	15	P36-90P	19728	16	
	66289	15	47	P58-14	19728	16	
PD78	66289	13	5	P60-11	19728	13	
	66289	15	10	QA113	66289	23	15
PD79	66289	17	1	QB58	66289	11	10
PD9	66289	6	15	QB77	66289	11	5
	66289	20	19	QD484	66289	21	14
PD9-2	66289	20	19	QD487A	66289	23	28
PE101	66289	13	13	QD487B	66289	23	27
	66289	21	2	QD570A	66289	9	5
PE3	66289	3	10	QD571	66289	24	13
	66289	6	13	QD612A	66289	21	17
	66289	11	7		66289	24	
	66289	11	7	QD647	66289	6	9
	66289	15	48	QD670	66289	11	1
	66289	21	4	QD674	66289	23	4
	66289	24	25	QD675	66289	24	31
	66289	25	2	QD695	66289	20	14
PE4	66289	13	7	QD715	66289	24	
	66289	15	11	QD727	66289	21	17
	66829	16	21	QF72A	66289	3	15
	66289	21	26	QX2433	82796	10	1
	66289	23	2	RB86	66289	22	
PE49	66289	16	4	RD116A	66289	3	
PE5	66289	3	13	RD127C	66289	3	4
	66289	23	25	RD137	66289	25	17
PE52	66289	17	7	RE10-100	11568	27	21
PE52A	66289	13	8	RE10-2E	11568	29	3
PE55	66289	20	8	RE10-24	11568	31	14
PE73	66289	13	13	RE10-51A	11568	32	14
	66289	21	2	RE10-59	11568	32	13
PE74	66289	6	13	RE10-61	11568	32	12
PE76A	66289	17	6	RE10-62	11568	32	6
PE78	66289	14	13		11568	33	13
PE80A	66289	17	4	RE10-63	11568	33	3
PF18A	66289	25	10	RE10-65	11568	32	11
PF25	66289	21	21	RE10-66	11568	32	8
PF4	66289	11	11		11568	33	16
PF51A	66289	25	7	RE14-104	11568	27	7
PG315	66289	21	25	RE14-2	11568	29	6
PG343C	66289	6	16	RE14-21B	11568	31	4
PG535	66289	15	49	RE14-4C	11568	31	3
PG544	66289	3	9	RE14-58	11568	33	5
PG563	66289	17	9	RE14-70	11568	33	6
	66289	20	3	RE14-71	11568	33	4
PG661	66289	13	6	RE14-72	11568	33	7
	66289	15	7	RE14-75	11568	33	8
PH14	66289	21	19	RE14-81	11568	33	1
PH193	66289	23	5	RE14-83B	11568	27	10
PH209B	66289	15	9	RE270	66289	11	12
PH22	66289	21	12	RE296	66289	6	7
PH253	66289	20	6	RE36-21A	11568	31	4
PH482	66289	3	3	RE36-37B	11568	31	6
PH84	66289	20	13	RE36-4C	11568	31	3
PK127A	66289	3	2	RE4-105	11568	1	19
PK50A	66289	25	11	RE4-7VG	11568	1	7
PK52	66289	23	20	RE7-14	11568	30	16
PL21	66289	24	18	RE7-52A	11568	33	15
PL55	66289	23	11	RE7-53A	11568	32	4
PL87	66289	21	23	RE7-56A	11568	32	1
PM117	66289	20	12		11568	33	9

SECTION IV. INDEX-FEDERAL STOCK NUMBER AND REFERENCE NUMBER
 CROSS-REFERENCE TO FIGURE AND ITEM NUMBER

REFERENCE NO	MFR CODE	FIG NO	ITEM NO	REFERENCE NO	MFR CODE	FIG NO	ITEM NO
RE7-56A	11568	33	12	TT74D	66289	20	
RE7-57A	11568	32	7	T1498	82796	9	23
RE7-60	11568	32	5	T56-20	79960	11	
	11568	33	14	T56-48	79960	11	
RE7-81	11568	32		T8538	76700	8	4
	11568	33		UB375	11568	29	12
RF269	66289	11	3	UC103F	66289	21	1
RE279	66289	4	11	UC133-12	66289	22	1
RJ152-2-51	66289	22	13	U173	66289	21	
RJ152GS1	66289	22	13	U275	66289	22	1
RM1280A	66289	22		VB04201FT	19728	14	12
RM197	66289	11	13	VB179A	66289	20	5
	66289	11	13	VB179A3	66289	20	5
RM494	66289	6	8	VB73B	66289	26	
RM980	66289	3	7	VB82	66289	26	9
RSMS13961-3	96906	23		VC34	66289	13	4
RX2425	82796	9	20	VC35	66289	20	9
R10-44A	11568	36	4	VC35-2	66289	20	9
R123-15	66289	22		VE304	66289	20	1
SA26	66289	24	20	VE304C	66289	20	1
SA68	66289	21	18	VE339A	66289	19	28
	66289	24		VE428-1	66289	19	29
SB250A	11568	29	15	VE527WAL	66289	19	26
SD39	66289	23	6	VE584A	66289	20	
SE14-30A	11568	27	9	V4631	82796	9	28
SE14-84	11568	27	23	WD66B	66289	21	16
SE14-89	11568	27	20	WE37-11S1	66289	3	
SE154	66289	21	24	WE37H	66289	3	5
SE154B1	66289	22	10	WE37HS1	66289	3	5
SE155-4	66289	22	3	WP406	81348	35	
SE155-7	66289	21	13	WWP521	81348	21	22
SE157	66289	21	29		81348	35	13
SE158	66289	21	3		81348	38	9
SE165A	66289	16	2	WWP521TYPE1	81348	24	26
SE202	66289	18	2	W69X4	79470	29	14
SE30-101	11568	27	4	XA33	66289	21	5
SE30-18	11568	32	15	XA34	66289	15	12
SE30-24	11568	31	13	XA66	66289	19	27
SE5-2A	11568	29	7	XA73	66289	16	1
SE5-20	11568	31	8		66289	18	1
SE5-28	11568	32	3	XA74	66289	3	8
	11568	33	11	XB20	66289	6	10
SE5-3A	11568	31	7	XB78	66289	21	27
SE5-3B	11568	31	7	XC14	66289	20	7
SE5-37	11568	31	6	XC64	66289	16	5
SE5-38	11568	31	9	XD15	66289	23	1
SE5-41	11568	29	10	XD15-2	66289	13	10
SE5-42	11568	29	9	XD16	66289	11	
SE5-72	11568	29	5		66289	11	4
SE5-8	11568	1	20		66289	13	9
SE5-82	11568	27	18		66289	16	20
SE5-83B	11568	27	12	XD17	66289	9	4
SE5-85	11568	27	1	XD17B	66289	15	8
SE5-86B	11568	27	19	XD19	66289	17	8
SE5-87	11568	27	17	XD23	66289	21	20
SE5-90	11568	27	2		66289	21	20
SE5-91	11568	27	16		66289	24	
SE5-92	11568	27	26	XD27	66289	3	12
SE5-95	11568	27	3		66289	23	24
SE5-96	11568	26		XD28	66289	17	3
SE5-97	11568	27	6	XD29	66289	21	8
SE5-98	11568	27	25	XD30	66289	21	9
SK79	82796	9		XD32	66289	17	5
SP7835	11568	36	18	XD4	66289	6	12
SV2563C20	82796	9		XD5	66289	25	1
SZ2563	82796	9	12	XD6	66289	11	17
S2568	82796	9	18		66289	24	11
S25688	82796	9	18		66289	24	24
TC301-3	66289	20	4	XD7	66289	11	8
TC301A	66289	20	4	XD8	66289	6	10
TC322DS1	66289	24	16	XK1	66289	11	9
TC323A	66289	24	23	XK3A	66289	25	
TC324D	66289	24	14	XK4	66289	25	
TC325	66289	24	12	XL252-5	66289	14	9
TC432	66289	20	16	X1	19728	13	18
TC432B	66289	20	16	X1-1	66289	20	11
TC433	66289	24	22	X1-32	66289	20	17
TC4335	19728	15	3	X11A	66289	20	11
TD8	11568	29		X132	66289	20	17
	11568	29		X141	19728	13	28
	11568	29		X1460A	19728	15	33
TTM74D	66289	20		X176	19728	13	29

SECTION IV. INDEX-FEDERAL STOCK NUMBER AND REFERENCE NUMBER
 CROSS-REFERENCE TO FIGURE AND ITEM NUMBER

REFERENCE NO	MFR CODE	FIG NO	ITEM NO	REFERENCE NO	MFR CODE	FIG NO	ITEM NO
X180	19728	18	12	Z256-26B1	11568	40	15
X1838	19728	13	23	Z256-26C	11568	40	15
X257	19728	13		Z256-26C1	11568	40	15
X259-13	11568	19	7	Z256-26D	11568	40	15
X261	19728	18	21	Z256-26D1	11568	40	15
X2853	19728	13	24	Z256-26F	11568	40	15
X2875	19728	18	23	Z256-26F	11568	40	15
X2882	19728	18	16	Z256-26G	11568	40	15
X3212	19728	15	37	Z256-27	11568	35	34
	19728	15	44	Z256-27A	11568	35	36
X3275	19728	16	10	Z256-28	11568	35	28
X3330	19728	13		Z256-29	11568	11	16
X364	19728	13	30	Z256-3	11568	40	5
YC10	66289	19	16	Z256-3A	11568	40	5
YC10C	66289	19	16	Z256-30	11568	8	1
YC26	66289	19	13	Z256-31A	11568	8	
YC66	66289	10		Z256-33	1156	39	1
YC66S9	66289	10	15	Z256-34	11568	39	13
YD200	66289	14	3	Z256-38	11568	8	3
YD200A	66289	14	3	Z256-4	11569	40	2
YE2	66289	19	23	Z256-5	11568	40	6
	66289	19	23	Z256-6	11568	40	9
YJ45	66289	14	4	Z256-7	11568	40	19
YL182	66289	16		Z256-8	11568	40	12
YL191F	66289	13	32	Z256-8A	11568	40	12
	66289	14	15	Z256-9	11568	39	8
YL226A	66289	10	16	Z256A	11568	40	
YL252-4	66289	14	8		11568	40	2
YL357-42	66289	10		Z257-2	11568	2	1
ZAK34H	71176	1	5		11568	4	4
ZNE15	11568	29	7	Z257-3	11568	2	3
ZN121	11568	29	6		11568	4	5
	11568	29	6	Z257-4	11568	2	2
Z113	11568	33			11568	4	6
Z117	11568	32		Z258	11568	2	
Z14-4C	11568	31		Z258-1	11568	2	4
Z179B	11568	31	1	Z258-3	11568	2	15
Z189B	11568	31	2	Z258-4	11568	2	16
Z206	11568	36	12	Z258-5	11568	38	3
Z206-200	11568	36	12		57733	2	7
Z220A	11568	36	6	Z259	11568	19	
Z220B	11568	35		Z259-1	11568	19	12
	11568	35		Z259-10	11568	19	1
Z222	11568	26	2	Z259-11	11568	19	10
Z247-2	11568	1		Z259-12	11568	19	6
	11568	1	17	Z259-14	11568	19	8
Z247-3	11568	1		Z259-16	11568	19	2
	11568	1	2	Z259-17	11568	19	9
Z247-4	11568	1		Z259-18	11568	19	5
Z247-5	11568	1		Z259-19	11568	19	11
Z248	66289	12		Z259-20	11568	39	7
Z248-1	66289	12	1	Z259-21	11568	16	19
Z248-2	66289	12	2	Z259-22	11568	16	6
Z248-3	66289	12	7	Z259-24	11568	14	10
Z249	11568	26		Z259-27	11568	19	
Z256	11560	40		Z259-29	11568	8	8
Z256-1	11568	38	1	Z259-4	11568	19	21
Z256-1A	11568	38	1	Z259-7	11568	19	25
Z256-10	11568	35	36	Z259P15	11568	14	10
Z256-11	11568	35	3	Z266	11568	26	
	11568	29	17		11568	26	
Z256-12	11568	38	11	Z269	11568	4	3
Z256-13	11568	38	12	Z269-2	11568	4	9
Z256-14	11568	40	1	Z271-1	11568	1	1
Z256-15	11568	39	16	Z271-2	11568	1	
Z256-15A	11568	39	16	Z272	11568	1	
Z256-16	11568	39	6	Z282	11568	7	6
Z256-16A	11568	8	9	Z36-4C	11568	31	
Z256-17	11568	40	3	Z5-3A	11568	31	
Z256-18	11568	40	13	Z5-3B	11568	31	
Z256-19	30399	40	18	Z538	1156	34	4
Z256-2	11568	40	11	Z538A	11568	34	1
Z256-2A	11568	40	11	Z5957	82796	9	10
Z256-20	11568	40		Z60A	11568	27	22
Z256-21	11568	40		Z67-7	75336	29	8
Z256-22	11568	40	10	OR11	11568	25	
Z256-23	11568	40		OR111	11568	29	
Z256-24	11568	40	16		11568	29	
Z256-25	11568	39	8		11568	29	
	11568	40	17	091165	09367	27	15
Z256-26A	11568	40	15	1-1-2NPT	86823	35	18
Z256-26B	11568	40	15	1-2-13N	87764	38	

SECTION IV. INDEX-FEDERAL STOCK NUMBER AND REFERENCE NUMBER

CROSS-REFERENCE TO FIGURE AND ITEM NUMBER	MFR	FIG	ITEM	REFERENCE	MFR	FIG	ITEM
REFERENCE NO	CODE	NO	NO	NO	CODE	NO	NO
1-2-13N	87764	38	14	10-24N	87764	4	8
1-2-13NC	87764	1	9		87764	26	18
1-2-134	87764	38	14	10-24X3-4CS	66289	26	
1-2-90E	11568	35		10-24X3-4MS	87764	26	17
1-2-90PE	26403	35	35	10-32N	87764	19	
1-20N	86285	35			87764	40	
	86285	36	14		87764	40	
1-2FW	79807	35	32	10-32X1-2FHMS	87764	40	7
1-2T	86285	36	9	10-32X3-8FHMS	11568	40	4
1-2W	79807	38	13		87764	40	4
1-2XPN	14959	35	4	10-32X5-8FHMS	87764	40	7
1-2X1-1-2PN	86285	35	12	10ETL	79807	19	
	86285	36	7	10S10D	82796	10	4
1-2X1-4	11568	36		10X3MS	87764	4	7
1-2X1-4RB	86285	35		11-3-10	11568	26	
	86285	35	15	11-4	87005	26	
1-2X15-1-2PN	86285	35	4		87005	26	
1-2X3-4CS	11568	1	4		87005	29	
1-2X3-8BB	86285	35	26	1164G45	11568	36	15
1-2X3-8RB	86285	35	14	12-69	19728	13	21
	86285	35	26	12X1014	19728	18	11
1-4	87005	38	8	12X194	19728	13	19
1-4-20N	11568	35	6		19728	15	21
1-4-20	87005	38	10	12X196	19728	13	
	87764	35	38		19728	18	4
1-4-20N	87764	1	10	12X199	19728	15	2
	87764	8	10		19728	15	2
	87764	19			19728	16	8
	87764	39		12X205	19728	13	16
1-4-20X1-2CS	87764	19		12199C	79960	11	14
1-4-20X1-2THMS	87764	40	8	12235C	79960	11	14
1-4-20X3-4CS	87764	1	18	14138A	60038	31	16
1-4-20X3-8CS	87764	35	2	14276	60038	31	17
1-4-20X5-8RHMS	87764	35	9	1552	11568	37	1
1-4-20X5-8S	11568	35	9	17-50	19728	16	12
1-4-288N	11568	7	3	176B1	80749	6	4
1-4-28NC	11568	29		179B1	80749	6	2
	87764	29		1825A	87005	36	16
1-4-28NO	87764	29			92976	35	22
1-4-90DEG	26403	35	21	2-8	87764	22	6
1-4-90SE	86285	35	21	2-8W	87764	22	6
1-4CN	87005	19		2HN11	65705	8	
	87005	36		2NPT	86823	36	17
1-4FTL	79807	1	11	2PP	48816	36	17
	79807	35	37	200X8	79470	35	30
1-4FW	79807	1	12	212W112	11568	31	18
	79807	39	5	214389	00000	30	17
1-4LW	11568	7	4	216	11568	37	10
	79807	1	15	3-1-2X1-1-8-2UA	11568	1	
1-4PP	14959	8	6	3-8-16N	87764	30	12
	14959	22	5		87764	39	2
1-4SS	84513	29		3-8-16X3CS	87764	22	9
	84513	29		3-8-24LN	87764	19	
1-4W	79807	1	16		87764	26	
	79807	19		3-8-24N	87764	19	
1-4XCLOSEPN	86285	35	19	3-8ETL	79807	19	
1-4X1-1-2MS	87764	8	2		79870	39	3
1-4X1-4X1-1-2K	11568	1	21	3-8FTL	79870	39	3
1-4X1-8	87005	38	6	3-8LW	79807	22	7
1-4X1-8B	14959	38	6	3-8N	87764	22	6
1-4X1-8SCB	87005	19	4	3-8PC	86285	35	31
1-4X14AT	11568	26	3		86285	35	31
1-4X17CT	11568	11		3-8W	79807	22	8
1-4X18PB	11568	26			79807	30	
1-4X20AT	11568	36	1	3-8XCLOSEPN	86285	35	33
1-4X3-4CS	87764	1	13		86285	35	33
1-4X3-8-1-2AT	11568	26	8	3-8X1-2	78590	24	27
1-8-90	26403	19	3	3-8X3-4CS	11568	1	
1-8-90PE	26403	19	3	3-8X4PN	11568	24	29
1-8-90SE	11568	4	11	3-890PE	78590	24	28
	26403	38	4	3K1	82796	9	14
1-8CPN	11568	4	12	3SP20	66289	23	
1-8PP	11568	2	5	31-2X11-8VA	11568	1	
	11568	30	5	3325X2	79470	3	6
1-8X-16R	11568	2	17	3326X4	79470	35	19
1-8X3-16X7-32X	11568	40	14	35-83P	19728	13	
1-8X5-16R	11568	2	17	35-85P	19728	13	
1-90DFGSF	26403	35	21	35-86P	19728	13	15
1-90SE	14959	8	5	36-87P	19728	16	
	14959	22	4	36-89P	19728	16	
1CL	87764	8	7	362X12V	57733	19	
1QETL	79807	19		362X24	57733	19	

SECTION IV. INDEX-FEDERAL STOCK NUMBER AND REFERENCE NUMBER

CROSS-REFERENCE TO FIGURE AND ITEM NUMBER								
REFERENCE NO	MFR CODE	FIG NO	ITEM NO	REFERENCE NO	MFR CODE	FIG NO	ITEM NO	
4L710-2	25472	1	8	7870	11568	37		
400X8	79470	35	27	7871	11568	37	3	
41X4	79470	11		7872	11568	37	4	
428289	57733	19	24	7873	71342	37	5	
43	75336	29	8	7874	11568	37	6	
478040	72850	16		7875	11568	37	7	
478046	72850	16		7878	71342	37		
478050	72850	16		7879	11568	37	11	
478268	72850	16		8-32N	87764	12	4	
478269	72850	16			87764	26		
478271	72850	16		8-32X1-4RHMS	87764	19		
478274	72850	16		8-32X3-8RHM	87764	2	10	
478275	72850	16		8-32X3-8RHMS	87764	12	3	
478276	72850	16		8-32X5-8RHM	87764	2	9	
478277	72850	16		8-32X5-8RHMS	87764	2	9	
478287	72850	16		8ETL	79807	2	11	
478869	72850	16			79807	12	5	
48-4	04255	4	2	8FTL	79807	2	11	
49X4	79470	11	12		79807	4	13	
5-16-18	87764	39	4	8S6G	82796	9	43	
5-16-18N	87764	1	14	8S6U	82796	9	40	
	87764	2	14	8S8N	82796	10	11	
	87764	19		8X3-8MS	87764	26		
	87764	22	6	81TL	79807	12	6	
	87764	35	23		79807	19		
5-16-18X1CS	87764	2	19	8205X12X8	79470	35	1	
	87764	35	16	8363	79470	19	25	
5-16-18X3-4CS	87764	1		88BX5	83179	36	5	
	87764	35	16	88LB1-4X1-4	30327	38	2	
5-16-18X5-16SS	84513	1		9-16-18N	66289	19	30	
5-16-18X5-8CS	87764	2	18	9-161TL	66289	19	31	
5-16-24X1	87764	23		9550	11568	37	7	
5-16ETL	79807	1		9818	71342	37	8	
	79807	1	15	9819	71342	37		
	79807	2	13					
	79807	2	13					
	79807	22	7					
	79807	35	24					
5-16N	79807	19						
	87764	1						
5-16W	79807	1						
	79807	1	16					
	79807	2	12					
	79807	22	8					
50-130P	19728	16	13					
5000-93	79136	31	5					
6-3-8STS	87764	19	19					
6-32SN	87764	26	11					
6-328-3-4CS	87764	6						
6ETL	79807	26	12					
6S3W	82796	9	36					
6S4L	82796	9	39					
6S6D	82796	10	2					
6S601	82796	9	26					
6X1-2	87764	19	19					
60	11568	36	11					
60X4	79470	26						
6011X8	79470	35	29					
61X4	79470	26						
6100X4	79470	11						
615A1	78940	6	3					
6200X4	79470	2	20					
	79470	19	4					
	79470	26	15					
6268	66289	34	2					
6400X4	79470	26	13					
	79470	35	25					
67	11568	36	13					
68F	30327	29	13					
698	94894	34	6					
699	94894	34	6					
7-32X11-5H	11568	11						
72X4	79470	26	16					
72477C	82796	9	34					
730DCTDRG	08070	34	5					
7417	70903	19						
7491	70903	10						
756-24	79960	11						
7866	11568	37	13					
7867	11568	37	12					
7868	71342	37	2					
7869	11568	37	9					

By Order of the Secretary of the Army:

Official:

BRUCE PALMER, JR.
General United States Army
Acting Chief of Staff

VERNE L. BOWERS
Major General, United States Army
The Adjutant General

Distribution:

To be distributed in accordance with DA Form 12-25A, (qty rqr block No. 19) direct and general support maintenance requirements for Air Compressors: 15 CFM.

TM 5-4310-227-34P COMPRESSOR, RECIPROCATING, AIR: 15 CFM; 175 PSI - 1972